



# Formula Renault 2.0 NEC

Oschersleben, Germany  
19 - 21 June 2009



Timing and Results by MST SYSTEMS LTD

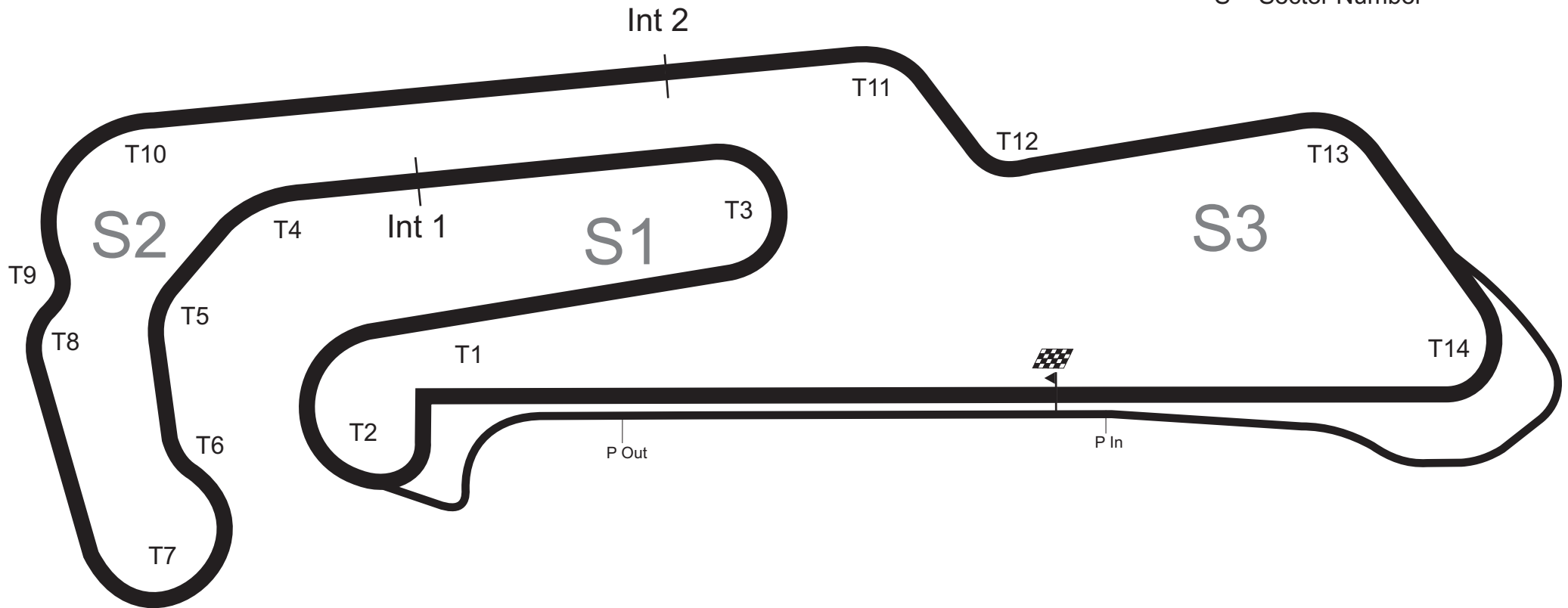
[www.mstworld.com](http://www.mstworld.com)



# Oschersleben

## 19 to 21 June 2009

- Start
- Timing "Line"
- Circuit Centerline 3,696 Km
- Start Line Offset 0,0Km
- Int 1 @ 1,347 Km
- Int 2 @ 2,654Km
- Pit in @ 3,636Km
- Pit Out @0,268 Km
- A Lap by the Pits = 3,794
- T = Number of Turn
- S = Sector Number



# Formula Renault 2.0 Northern European Cup

## FREE PRACTICE 1

POS	NO	CL	DRIVER	NAT	TEAM	TIME	LAPS	GAP	KPH
1	6		Felix DA COSTA	POR	Motopark	1:27.833	17		151.48
2	7		Marco SORENSEN	DEN	Motopark	1:28.587	15	0.754	150.19
3	30		Nigel MELKER	NED	MP Motorsport	1:28.588	12	0.755	150.19
4	10		Kevin MAGNUSSEN	DEN	Motopark	1:28.673	16	0.840	150.05
5	48		Kuba GIERMAZIAK	POL	Motopark	1:29.015	16	1.182	149.47
6	9		Adrian QUAIFFE-HOBBS	GBR	Motopark	1:29.166	16	1.333	149.22
7	5		Jimmy ERIKSSON	SWE	Motopark	1:29.291	15	1.458	149.01
8	16		Daniel AHO	FIN	Koiranen bros.	1:29.673	14	1.840	148.37
9	20		Kevin KORJUS	EST	TT Racing	1:29.784	13	1.951	148.19
10	32		Adam KOUT	CZE	Krenek	1:29.842	16	2.009	148.10
11	31		Daniel DE JONG	NED	MP Motorsport	1:29.971	11	2.138	147.88
12	27		Arnold NEVELING	RSA	SL Formula	1:30.032	16	2.199	147.78
13	17		Toomas HEIKKINEN	FIN	Koiranen bros.	1:30.086	15	2.253	147.69
14	21		Karl Oscar LIIV	EST	TT Racing	1:30.525	13	2.692	146.98
15	36		Harry TINCKNELL	GBR	CRS Racing	1:30.678	15	2.845	146.73
16	12		Julian EISENREICH	GER	Jedi-Racing Team	1:30.796	14	2.963	146.54
17	4		Bart HYLKEMA	NED	Motopark	1:32.005	15	4.172	144.61
18	18		Jesse LAINE	FIN	Koiranen bros.	1:32.324	12	4.491	144.11
19	34		Louis SA SILVA	ANG	Krenek	1:34.607	15	6.774	140.64
20	3		Luis DERANI	BRA	Motopark	1:36.451	10	8.618	137.95
21	19		Mathys HARKEMA	NED	van Amersvoort	1:39.574	9	11.741	133.62
22	25		Robert SISKI	USA	KEO Racing	1:46.152	13	18.319	125.34

Weather/Track: Cloudy °/Damp °

Oschersleben  
Circuit Length = 3.6960 km.  
Start: 9:00 End: 9:30

Race Director:	Steward:	Timekeeper:
----------------	----------	-------------

# Formula Renault 2.0 Northern European Cup

## Free Practice 1 - Sector Analysis Report

Lap S1 Time S1 Spd S2 Time S2 Spd S3 Time S3 Spd Lap Time Pit Lap S1 Time S1 Spd S2 Time S2 Spd S3 Time S3 Spd Lap Time Pit

3 DERANI						BRA Motopark									
1	12:23.019	163.8	37.735	188.8	31.003	174.4	13:31.757	7	37.449	173.0	33.191	198.5	41.381	1:52.021	Pit
2	39.877	170.3	35.055	195.6	29.513	176.4	1:44.445	8	4:20.899	168.4	34.157	190.4	32.753	177.6	5:27.809
3	38.442	170.6	36.238	199.2	29.012	175.6	1:43.692	9	38.929	175.0	32.073	203.3	27.547	179.4	1:38.549
4	38.010	171.9	33.639	197.8	28.695	175.6	1:40.344	10	36.721	177.0	31.433	205.7	28.297	175.8	1:36.451
5	37.485	170.8	33.612	199.6	28.545	175.6	1:39.642								
6	37.481	172.5	33.601	197.4	28.445	175.8	1:39.527								

4 HYLKEMA						NED Motopark										
1	11:21.690	130.2	40.025	163.3	30.922	173.6	12:32.637	9	36.841	175.6	31.087	204.1	27.947	178.2	1:35.875	
2	39.330	164.8	35.258	193.5	29.603	175.6	1:44.191	10	36.296	177.3	30.773	204.5	26.961	177.9	1:34.030	
3	38.583	169.2	34.676	195.2	29.220	175.6	1:42.479	11	35.781	177.0	30.353	204.1	27.390	176.7	1:33.524	
4	37.287	172.5	33.924	196.3	28.870	175.6	1:40.081	12	35.906	176.4	30.766	203.3	26.429	177.3	1:33.101	
5	38.140	171.9	33.801	197.4	41.862		1:53.803	Pit	13	35.597	176.4	30.626	204.1	25.782	180.6	1:32.005
6	4:41.553	123.4	36.239	192.5	29.495	174.7	5:47.287	14	35.282	176.4	30.346	204.9	40.579		1:46.207	Pit
7	37.759	174.1	32.458	200.7	28.778	175.0	1:38.995	15	1:46.644	173.3	29.963	203.3	24.956	179.4	2:41.563	
8	37.251	176.1	35.765	201.4	28.423	175.0	1:41.439									

5 ERIKSSON						SWE Motopark										
1	11:24.361	143.4	41.227	177.9	31.890	173.6	12:37.478	9	36.999	175.3	31.049	202.6	27.095	177.3	1:35.143	
2	39.841	169.8	36.269	189.4	30.036	175.3	1:46.146	10	36.414	176.1	30.847	202.6	27.376	178.2	1:34.637	
3	38.581	171.9	35.557	200.0	29.699	175.8	1:43.837	11	36.115	175.8	30.556	203.0	26.290	178.2	1:32.961	
4	38.254	171.1	34.922	199.2	29.026	175.0	1:42.202	12	35.701	175.8	30.115	203.7	26.786	178.2	1:32.602	
5	37.859	171.7	33.706	198.8	40.855		1:52.420	Pit	13	36.107	174.4	30.261	203.3	25.556	180.9	1:31.924
6	5:51.698	168.2	35.139	188.4	30.281	173.6	6:57.118	14	34.884	175.6	29.704	205.7	24.703	181.8	1:29.291	
7	39.044	175.0	32.386	201.1	29.075	175.0	1:40.505	15	34.822	177.0	29.334	205.3	31.245	180.9	1:35.401	
8	37.876	170.3	31.804	203.0	27.758	177.3	1:37.438									

6 DA COSTA						POR Motopark										
1					172.8	12:12.875	10	37.106	175.3	30.730	204.5	27.695	175.6	1:35.531		
2					174.1	1:42.818	11	36.074	176.1	30.312	201.8	25.937	177.9	1:32.323		
3			1:11.600	199.2	174.4	1:40.772	12	35.722	175.6	32.533	204.1	25.943	178.8	1:34.198		
4	37.378	171.7	33.389	200.0	28.614	175.3	1:39.381	13	35.692	175.8	29.763	204.5	25.145	180.6	1:30.600	
5	37.132	172.5	32.962	197.8	28.300	174.7	1:38.394	14	35.154	176.4	29.293	204.9	24.765	180.9	1:29.212	
6	36.883	171.7	32.771	199.6	28.430	176.4	1:38.084	15	34.731	177.3	28.992	205.3	24.664	181.2	1:28.387	
7	37.248	172.2	33.299	199.2	40.960		1:51.507	Pit	16	34.617	176.7	28.960	204.5	24.508	181.2	1:28.085
8	4:15.026	169.0	34.499	161.6	29.516	173.9	5:19.041	17	34.290	176.4	29.218	203.3	24.325	180.3	1:27.833	
9	37.624	173.9	31.676	203.7	28.178	174.1	1:37.478									



Circuit Length - 3.696 kilometres  
Motorsport Arena  
Oschersleben

Weather/Track: Cloud / Damp

Printed at 09:37, Friday, 19 June, 2009

© MST Systems Ltd, 2005 (www.mstworld.com)

Page 1

# Formula Renault 2.0 Northern European Cup

## Free Practice 1 - Sector Analysis Report

Lap S1 Time S1 Spd S2 Time S2 Spd S3 Time S3 Spd Lap Time Pit Lap S1 Time S1 Spd S2 Time S2 Spd S3 Time S3 Spd Lap Time Pit

7 SORENSEN						DEN Motopark										
1	12:51.918	171.7		167.9	1:13.442	12:56.000	Pit	9	36.796	172.2	31.498	201.8	27.174	178.2	1:35.468	
2	2:59.120	156.7	37.624	194.2	30.223	173.0	4:06.967	10	36.833	174.4	31.214	201.8	26.431	179.1	1:34.478	
3	38.997	167.9	34.294	195.6	28.987	175.3	1:42.278	11	36.117	175.3	30.510	202.6	25.867	180.0	1:32.494	
4	37.612	170.6	33.678	197.0	28.510	174.1	1:39.800	12	35.731	175.0	30.387	202.6	25.574	180.9	1:31.692	
5	37.375	170.3	33.308	197.0	28.273	174.7	1:38.956	13	35.947	175.6	30.041	204.5	25.284	180.0	1:31.272	
6	37.304	170.6	36.319	178.5	45.207		1:58.830	Pit	14	34.688	175.8	29.774	203.3	24.853	178.2	1:29.315
7	3:04.770	147.7	40.886	146.5	30.369	173.0	4:16.025	15	34.414	175.6	29.582	204.1	24.591	180.6	1:28.587	
8	40.296	167.7	33.189	197.8	28.087	175.6	1:41.572									

9 QUAIFE-HOBBS						GBR Motopark										
1	11:22.612	146.1	41.849	190.4	31.761	173.9	12:36.222	10	36.445	174.7	30.732	203.0	26.869	178.8	1:34.046	
2	40.127	168.2	36.288	198.1	29.992	174.7	1:46.407	11	35.791	175.8	30.438	203.7	26.506	178.5	1:32.735	
3	39.059	165.8	35.784	199.6	29.476	175.0	1:44.319	12	36.022	175.6	30.335	204.5	26.616	180.0	1:32.973	
4	38.276	170.3	34.973	199.2	41.658		1:54.907	Pit	13	36.264	176.1	30.312	204.5	26.039	179.7	1:32.615
5	4:25.918	148.9	37.392	183.0	30.944	172.8	5:34.254	14	35.937	175.0	29.895	204.5	25.652	180.0	1:31.484	
6	39.073	171.9	34.782	200.3	29.017	175.3	1:42.872	15	35.184	175.3	29.653	204.9	25.471	177.9	1:30.308	
7	38.380	171.7	32.756	202.2	28.730	175.3	1:39.866	16	34.889	175.6	29.368	205.3	24.909	180.3	1:29.166	
8	37.190	173.9	35.975	202.2	28.043	177.0	1:41.208									
9	36.654	173.9	31.427	204.1	27.896	177.3	1:35.977									

10 MAGNUSSEN						DEN Motopark										
1	11:20.784	123.4	39.851	179.4	31.214	174.1	12:31.849	10	36.577	176.1	31.427	202.6	27.553	177.6	1:35.557	
2	39.309	169.5	35.207	198.1	29.861	174.4	1:44.377	11	35.753	175.8	31.374	203.0	26.783	178.8	1:33.910	
3	38.662	170.6	33.554	198.8	29.096	176.1	1:41.312	12	35.628	176.4	30.385	203.3	26.009	180.6	1:32.022	
4	38.178	171.4	33.175	199.2	28.825	175.6	1:40.178	13	35.074	176.1	29.996	204.5	25.506	181.2	1:30.576	
5	37.416	172.2	32.864	199.2	40.262		1:50.542	Pit	14	35.170	175.8	29.815	204.1	25.041	181.2	1:30.026
6	4:32.562	93.7	39.404	199.2	29.950	173.3	5:41.916	15	34.526	177.0	29.601	204.5	24.767	182.1	1:28.894	
7	37.875	173.9	32.221	201.8	29.508	175.0	1:39.604	16	34.448	177.9	29.470	206.1	24.755	182.7	1:28.673	
8	37.799	171.1	31.870	202.2	28.810	176.4	1:38.479									
9	37.579	174.7	31.037	203.0	28.237	176.4	1:36.853									

12 EISENREICH						GER Jedi-Racing Team										
1	11:06.704	107.3	40.508	175.8	31.689	165.8	12:18.901	9	4:54.523	156.7	34.578	193.8	28.874	177.3	5:57.975	
2	40.323	167.4	34.900	196.0	29.515	175.6	1:44.738	10	37.176	174.4	31.651	202.6	27.144	173.9	1:35.971	
3	43.116	170.0	34.468	198.1	29.044	176.4	1:46.628	11	36.385	176.1	30.775	203.7	25.839	181.2	1:32.999	
4	38.700	170.3	34.474	198.1	28.948	176.1	1:42.122	12	37.926	176.4	30.087	204.9	25.782	180.0	1:33.795	
5	38.261	171.7	33.356	199.2	43.047		1:54.664	Pit	13	35.313	176.7	30.497	201.8	25.323	180.6	1:31.133
6	3:15.125	172.8	33.238	199.6	28.030	174.7	4:16.393	14	35.343	177.3	30.274	203.3	25.179	181.5	1:30.796	
7	37.972	172.5	31.842	200.3	28.174	176.4	1:37.988									
8	38.113	174.1	37.805	165.6	43.558		1:59.476	Pit								



Circuit Length - 3.696 kilometres  
Motorsport Arena  
Oschersleben

Weather/Track: Cloud / Damp

Printed at 09:37, Friday, 19 June, 2009

© MST Systems Ltd, 2005 (www.mstworld.com)

Page 2

# Formula Renault 2.0 Northern European Cup

## Free Practice 1 - Sector Analysis Report

Lap S1 Time S1 Spd S2 Time S2 Spd S3 Time S3 Spd Lap Time Pit Lap S1 Time S1 Spd S2 Time S2 Spd S3 Time S3 Spd Lap Time Pit

### 16 AHO

FIN

Koiranen bros.

1	14:27.671	162.4	38.282	191.8	31.629	174.1	15:37.582	9	36.463	176.7	31.021	203.7	27.606	179.4	1:35.090
2	41.035	142.8	38.529	183.0	47.580		2:07.144 Pit	10	36.125	176.4	30.318	204.5	26.521	179.1	1:32.964
3	4:34.221	146.3	38.845	167.7	32.072	173.0	5:45.138	11	35.817	177.0	30.166	204.1	25.906	178.5	1:31.889
4	39.617	170.8	33.950	200.7	29.682	174.7	1:43.249	12	35.385	176.4	30.304	203.3	25.438	180.6	1:31.127
5	38.237	173.3	32.425	202.6	28.489	175.6	1:39.151	13	34.967	177.9	29.811	206.5	24.895	182.1	1:29.673
6	38.813	170.0	32.417	202.6	28.374	176.1	1:39.604	14	34.859	176.4	29.632	205.7	25.568	180.9	1:30.059
7	37.201	175.0	31.478	203.3	27.559	176.4	1:36.238								
8	36.398	176.7	30.944	203.3	27.357	177.9	1:34.699								

### 17 HEIKKINEN

FIN

Koiranen bros.

1					174.4		12:49.345	9	37.180	175.6	32.090	202.2	28.973	176.4	1:38.243
2					174.4		1:50.088	10	37.071	173.0	31.917	202.2	28.206	180.9	1:37.194
3	38.377	172.5	34.810	198.5	29.203	176.7	1:42.390	11	36.310	177.3	31.079	203.3	26.605	180.3	1:33.994
4	37.563	172.2	33.440	198.5	28.498	177.3	1:39.501	12	35.787	177.3	31.102	203.3	26.162	182.1	1:33.051
5	40.290	166.4	35.024	192.5	52.000		2:07.314 Pit	13	34.994	177.6	30.306	203.7	25.812	181.2	1:31.112
6	4:18.850	135.8	39.004	177.3	30.541	173.9	5:28.395	14	34.721	177.3	29.956	204.5	25.409	182.1	1:30.086
7	41.706	174.4	35.545	179.7	29.314	176.7	1:46.565	15	38.034	175.0	30.814	204.9	25.208	182.7	1:34.056
8	38.073	174.4	34.108	200.7	28.467	177.9	1:40.648								

### 18 LAINE

FIN

Koiranen bros.

1	11:58.952	85.6	51.836	115.0	36.372	137.9	13:27.160	8	3:06.180	171.4	34.147	197.4	27.780	176.7	4:08.107
2	51.233	122.3	44.501	93.3	56.160		2:31.894 Pit	9	36.899	174.7	31.957	203.0	27.004	180.0	1:35.860
3	5:46.119	123.1	38.996	184.9	32.488	171.7	6:57.603	10	36.193	175.0	31.110	203.3	26.540	179.7	1:33.843
4	40.164	169.5	37.130	198.8	30.585	173.6	1:47.879	11	35.635	175.3	31.100	203.7	28.128	179.4	1:34.863
5	41.191	169.8	34.256	200.7	29.797	173.3	1:45.244	12	35.369	174.4	30.193	204.5	26.762	180.0	1:32.324
6	38.951	172.2	34.382	200.7	29.197	173.6	1:42.530								
7	38.321	171.9	34.170	199.6	49.287		2:01.778 Pit								

### 19 HARKEMA

NED

van Amersvoort

1	11:25.560	150.8	41.008	171.4	31.647	173.9	12:38.215	6	38.244	160.0	33.530	199.6	29.093	173.3	1:40.867
2	40.077	168.7	35.889	190.4	41.186		1:57.152 Pit	7	37.921	174.1	33.126	200.3	28.527	175.3	1:39.574
3	1:35.329	172.8	35.416	190.8	30.058	171.7	2:40.803	8	38.332	172.5	33.257	200.0	28.852	175.3	1:40.441
4	37.904	172.8	33.640	199.2	29.547	176.7	1:41.091	9	38.971	171.4	34.277	192.1	41.258		1:54.506 Pit
5	37.792	172.5	33.655	198.5	28.700	175.3	1:40.147								

### 20 KORJUS

EST

TT Racing

1	11:20.849		54.989	109.0	39.017	124.8	12:54.855	8	36.404	174.4	30.903	201.8	26.654	179.4	1:33.961
2	45.201	168.2	37.538	148.9	30.573	172.2	1:53.312	9	35.970	175.6	31.047	201.4	25.939	177.0	1:32.956
3	40.073	166.9	34.542	196.3	47.272		2:01.887 Pit	10	35.911	175.8	30.559	202.6	25.816	180.6	1:32.286
4	9:09.653	98.8	36.470	190.8	30.333	174.1	10:16.456	11	35.332	176.1	30.342	203.7	25.651	181.5	1:31.325
5	38.983	170.0	33.437	200.0	29.099	174.7	1:41.519	12	35.112	175.8	30.311	203.7	25.461	181.8	1:30.884
6	37.511	174.1	32.073	200.3	27.929	176.1	1:37.513	13	34.800	176.7	29.692	205.7	25.292	181.2	1:29.784
7	36.783	174.4	31.312	200.7	26.912	180.0	1:35.007								



Weather/Track: Cloud / Damp

Circuit Length - 3.696 kilometres  
Motorsport Arena  
Oschersleben

Printed at 09:37, Friday, 19 June, 2009

© MST Systems Ltd, 2005 (www.mstworld.com)

Page 3

# Formula Renault 2.0 Northern European Cup

## Free Practice 1 - Sector Analysis Report

Lap S1 Time S1 Spd S2 Time S2 Spd S3 Time S3 Spd Lap Time Pit Lap S1 Time S1 Spd S2 Time S2 Spd S3 Time S3 Spd Lap Time Pit

### 21 LIIV

### EST

### TT Racing

1	11:21.777	75.3	54.902	104.3	38.650	136.7	12:55.329	8	38.022	174.7	31.088	203.3	27.819	178.5	1:36.929
2	46.517	165.8	36.903	164.6	31.404	171.1	1:54.824	9	37.469	175.0	31.259	204.1	27.189	178.8	1:35.917
3	40.246	167.9	35.334	187.1	48.587		2:04.167 Pit	10	37.607	142.6	31.445	204.9	26.216	180.3	1:35.268
4	8:36.616	155.6	36.731	170.3	30.784	171.9	9:44.131	11	35.978	175.3	30.430	205.3	26.007	179.4	1:32.415
5	40.651	172.8	33.059	193.8	29.770	175.0	1:43.480	12	35.629	175.3	31.245	206.1	25.812	179.4	1:32.686
6	39.019	172.5	32.135	202.6	28.459	177.0	1:39.613	13	35.559	175.0	29.759	205.7	25.207	180.6	1:30.525
7	37.960	173.9	31.738	201.1	31.315	173.3	1:41.013								

### 25 SISKA

### USA

### KEO Racing

1	11:55.492	132.3	43.383	153.6	33.970	168.2	13:12.845	8	43.102	157.2	39.301	177.9	32.091	164.8	1:54.494
2	43.480	155.3	40.039	176.7	32.270	170.6	1:55.789	9	42.314	161.6	38.162	174.1	31.310	167.1	1:51.786
3	43.878	140.0	40.425	147.9	32.518	172.5	1:56.821	10	41.818	157.8	38.692	175.0	30.532	170.6	1:51.042
4	41.895	153.1	39.278	176.4	32.069	171.9	1:53.242	11	40.358	164.8	36.405	191.8	29.389	174.7	1:46.152
5	42.059	156.7	38.346	176.7	31.523	171.7	1:51.928	12	41.378	163.1	35.791	187.1	29.212	172.8	1:46.381
6	41.915	157.6	38.262	181.8	53.275		2:13.452 Pit	13	39.075	142.6	36.039	178.2	48.876		2:03.990 Pit
7	4:29.091	136.5	42.214	174.4	32.815	167.7	5:44.120								

### 27 NEVELING

### RSA

### SL Formula

1	11:02.212	107.6	40.117	155.3	31.244	165.6	12:13.573	10	4:53.091	162.6	32.842	200.3	27.258	176.1	5:53.191
2	39.797	170.3	35.014	198.1	29.755	176.1	1:44.566	11	36.902	175.0	30.930	202.6	26.394	179.7	1:34.226
3	38.592	170.3	34.415	198.8	29.073	176.7	1:42.080	12	35.927	175.6	30.305	204.1	25.969	180.3	1:32.201
4	38.278	172.5	33.975	198.1	28.848	176.1	1:41.101	13	35.840	176.4	30.315	203.7	25.500	181.2	1:31.655
5	37.632	174.1	32.702	199.2	28.614	175.0	1:38.948	14	35.939	177.0	30.784	187.5	25.658	181.2	1:32.381
6	38.088	172.8	32.278	200.7	28.366	177.0	1:38.732	15	34.946	175.8	29.971	201.4	25.115	181.5	1:30.032
7	37.162	174.7	33.344	200.7	28.851	174.1	1:39.357	16	36.329	176.1	29.739	204.5	25.237	182.1	1:31.305
8	37.081	175.0	31.926	200.0	27.813	176.1	1:36.820								
9	36.736	175.0	32.872	198.5	39.679		1:49.287 Pit								

### 30 MELKER

### NED

### MP Motorsport

1	11:36.323	161.6	43.066	170.0	31.527	175.0	12:50.916	8	35.282	179.4	29.913	206.1	25.365	183.9	1:30.560
2	39.518	168.2	52.239	150.8	51.802		2:23.559 Pit	9	34.820	177.3	30.228	200.0	25.252	183.9	1:30.300
3	11:11.420	168.2	34.935	198.8	29.501	175.3	12:15.856	10	34.392	179.1	29.456	206.8	24.886	183.9	1:28.734
4	38.311	175.3	31.895	204.9	28.140	178.5	1:38.346	11	34.318	179.4	29.402	207.6	24.893	184.3	1:28.613
5	36.888	176.4	31.228	205.3	27.122	180.9	1:35.238	12	34.250	178.2	29.454	206.5	24.884	184.3	1:28.588
6	37.094	177.9	30.799	206.8	27.058	182.4	1:34.951								
7	35.889	177.3	30.153	204.9	26.123	181.8	1:32.165								

### 31 DE JONG

### NED

### MP Motorsport

1	11:43.264	118.6	46.934	136.8	35.907	109.8	13:06.105	7	37.917	176.7	31.441	204.1	26.619	181.5	1:35.977
2	52.795	104.5	47.358	110.0	35.083	122.3	2:15.236	8	37.089	176.1	31.252	201.1	26.039	179.1	1:34.380
3	48.183	105.6	45.242	143.8	46.099		2:19.524 Pit	9	35.772	177.6	30.535	204.9	25.350	181.8	1:31.657
4	10:13.346	112.2	44.865	139.8	34.069	131.8	11:32.280	10	35.038	177.6	30.546	203.0	25.137	181.8	1:30.721
5	40.831	170.8	33.665	201.8	28.798	178.5	1:43.294	11	35.097	178.2	29.969	205.3	24.905	181.8	1:29.971
6	37.649	175.0	31.688	201.8	29.129	177.9	1:38.466								



Circuit Length - 3.696 kilometres  
Motorsport Arena  
Oschersleben

Weather/Track: Cloud / Damp

Printed at 09:37, Friday, 19 June, 2009

© MST Systems Ltd, 2005 (www.mstworld.com)

Page 4

# Formula Renault 2.0 Northern European Cup

## Free Practice 1 - Sector Analysis Report

Lap S1 Time S1 Spd S2 Time S2 Spd S3 Time S3 Spd Lap Time Pit Lap S1 Time S1 Spd S2 Time S2 Spd S3 Time S3 Spd Lap Time Pit

### 32 KOUT

### CZE

### Krenek

1	11:06.220	151.4	38.609	186.2	31.338	173.0	12:16.167	10	38.405	172.8	34.502	198.1	47.665		2:00.572	Pit
2	40.407	171.4	36.099	197.8	30.133	175.8	1:46.639	11	3:28.101	152.5	36.221	198.1	28.594	175.6	4:32.916	
3	39.281	170.0	35.539	199.6	29.494	175.3	1:44.314	12	38.406	173.3	34.229	203.3	26.882	178.8	1:39.517	
4	39.019	171.7	34.586	200.3	29.540	176.1	1:43.145	13	36.618	174.1	30.866	203.7	25.729	180.6	1:33.213	
5	38.575	172.8	33.793	200.3	28.997	175.3	1:41.365	14	36.094	176.4	30.324	204.1	25.103	180.9	1:31.521	
6	38.073	173.0	33.360	201.1	28.646	176.1	1:40.079	15	35.809	173.9	30.199	204.5	25.014	181.2	1:31.022	
7	38.327	173.0	33.088	200.0	28.452	176.4	1:39.867	16	35.052	175.6	29.956	205.7	24.834	180.0	1:29.842	
8	38.099	173.0	32.829	200.3	28.554	176.4	1:39.482									
9	38.474	171.9	33.328	200.7	28.765	175.6	1:40.567									

### 34 SA SILVA

### ANG

### Krenek

1	11:10.072	149.1	42.272	174.7	32.161	169.8	12:24.505	9	37.420	171.7	33.991	199.6	28.047	176.1	1:39.458	
2	40.906	167.9	38.380	182.7	30.911	174.7	1:50.197	10	37.598	173.0	34.499	198.1	45.215		1:57.312	Pit
3	41.586	167.1	37.664	197.4	30.443	176.4	1:49.693	11	4:44.876	163.8	38.267	182.4	29.603	177.3	5:52.746	
4	38.765	170.3	38.327	187.5	29.491	177.9	1:46.583	12	39.170	173.9	34.796	201.1	28.307	179.4	1:42.273	
5	39.036	170.0	36.152	198.5	29.235	177.0	1:44.423	13	37.122	173.9	32.737	202.6	27.551	179.7	1:37.410	
6	38.635	171.4	35.282	200.3	29.132	176.7	1:43.049	14	36.083	174.4	32.231	204.1	26.879	180.0	1:35.193	
7	38.104	172.2	34.764	200.0	28.631	177.3	1:41.499	15	35.335	174.7	31.376	204.9	27.896	180.0	1:34.607	
8	37.231	172.8	35.291	199.6	28.312	177.3	1:40.834									

### 36 TINCKNELL

### GBR

### CRS Racing

1	11:23.764	153.1	41.486	187.8	31.559	174.4	12:36.809	9	3:04.960	140.6	36.505	174.1	29.779	172.2	4:11.244		
2	40.029	168.2	36.303	197.8	29.990	173.9	1:46.322	10	38.463	171.7	32.988	164.1	27.925	177.3	1:39.376		
3	38.604	169.2	35.267	197.8	29.219	173.9	1:43.090	11	36.957	174.4	31.121	202.6	26.501	177.9	1:34.579		
4	37.617	171.4	35.016	198.1	29.033	174.4	1:41.666	12	38.315	175.0	31.463	201.4	26.224	178.5	1:36.002		
5	41.351	171.4	33.704	197.8	40.702		1:55.757	Pit	13	35.463	174.7	30.491	202.2	26.261	177.6	1:32.215	
6	3:17.645	171.4	33.858	195.2	28.456	172.8	4:19.959	14	35.447	175.6	30.281	203.7	26.892	179.4	1:32.620		
7	37.786	171.9	32.517	196.0	28.242	175.6	1:38.545	15	34.914	176.4	30.589	200.0	25.175	180.3	1:30.678		
8	37.838	172.2	33.230	196.3	41.313		1:52.381	Pit									

### 48 GIERMAZIAK

### POL

### Motorpark

1	11:16.207	150.2	41.269	165.3	33.213	173.0	12:30.689	10	36.777	175.8	31.848	203.3	27.483	178.5	1:36.108		
2	39.831	169.5	37.706	191.8	30.163	176.1	1:47.700	11	36.176	175.8	31.340	206.1	28.027	178.2	1:35.543		
3	38.785	170.0	35.475	195.6	29.667	176.7	1:43.927	12	35.882	175.6	30.630	203.3	27.053	180.9	1:33.565		
4	37.954	171.4	34.440	196.7	29.109	176.4	1:41.503	13	35.338	174.4	30.521	204.5	26.070	182.1	1:31.929		
5	37.748	171.9	34.115	197.0	29.331	176.1	1:41.194	14	35.092	177.3	30.029	206.1	28.507	181.2	1:33.628		
6	37.684	171.9	34.559	196.3	43.316		1:55.559	Pit	15	34.741	175.8	29.898	204.5	25.452	182.4	1:30.091	
7	3:35.692	136.0	37.660	147.7	31.092	173.6	4:44.444	16	34.338	175.8	29.747	205.7	24.930	182.7	1:29.015		
8	38.594	173.9	33.111	200.7	29.357	174.1	1:41.062										
9	36.960	175.8	31.653	203.3	28.017	177.3	1:36.630										



Circuit Length - 3.696 kilometres  
Motorsport Arena  
Oschersleben

Weather/Track: Cloud / Damp

Printed at 09:37, Friday, 19 June, 2009

© MST Systems Ltd, 2005 (www.mstworld.com)

Page 5

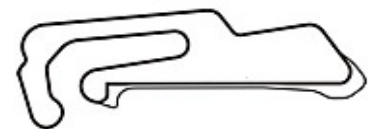
## Formula Renault 2.0 Northern European Cup Free Practice 1 - Best Sector Speeds Report

SECTOR 1				SECTOR 2			SECTOR 3		
POS	NO	NAME	SPEED	LAP	NO	NAME	SPEED	LAP	NO SPEED TRAP AVAILABLE
1	30	MELKER	179.4	8	30	MELKER	207.6	11	
2	31	DE JONG	178.2	11	16	AHO	206.5	13	
3	10	MAGNUSSEN	177.9	16	10	MAGNUSSEN	206.1	16	
4	16	AHO	177.9	13	21	LIIV	206.1	12	
5	17	HEIKKINEN	177.6	13	48	GIERMAZIAK	206.1	11	
6	4	HYLKEMA	177.3	10	3	DERANI	205.7	10	
7	6	DA COSTA	177.3	15	5	ERIKSSON	205.7	14	
8	12	EISENREICH	177.3	14	20	KORJUS	205.7	13	
9	48	GIERMAZIAK	177.3	14	32	KOUT	205.7	16	
10	3	DERANI	177.0	10	6	DA COSTA	205.3	15	
11	5	ERIKSSON	177.0	15	9	QUAIFE-HOB	205.3	16	
12	27	NEVELING	177.0	14	31	DE JONG	205.3	11	
13	20	KORJUS	176.7	13	4	HYLKEMA	204.9	14	
14	32	KOUT	176.4	14	12	EISENREICH	204.9	12	
15	36	TINCKNELL	176.4	15	17	HEIKKINEN	204.9	15	
16	9	QUAIFE-HOB	176.1	13	34	SA SILVA	204.9	15	
17	7	SORENSEN	175.8	14	7	SORENSEN	204.5	13	
18	18	LAINE	175.3	11	18	LAINE	204.5	12	
19	21	LIIV	175.3	11	27	NEVELING	204.5	16	
20	34	SA SILVA	174.7	15	36	TINCKNELL	203.7	14	
21	19	HARKEMA	174.1	7	19	HARKEMA	200.3	7	
22	25	SISKA	164.8	11	25	SISKA	191.8	11	



Weather/Track: Cloud / Damp

Printed at 09:36, Friday, 19 June, 2009  
© MST Systems Ltd, 2005 (www.mstworld.com)



Circuit Length - 3.696 kilometres  
Motorsport Arena  
Oschersleben

Page 1

## Formula Renault 2.0 Northern European Cup Free Practice 1 - Best Sector Times Report

POS	NO	SECTOR 1		NO	SECTOR 2		NO	SECTOR 3		NO	NAME	IDEAL/BEST LAP COMPARISON			DIFF
		TIME	LAP		TIME	LAP		TIME	LAP			IDEAL	BEST	LAP	
1	30	34.250	12	6	28.960	16	6	24.325	17	6	DA COSTA	1:27.575	1:27.833	17	+ 0.258
2	6	34.290	17	5	29.334	15	7	24.591	15	30	MELKER	1:28.536	1:28.588	12	+ 0.052
3	48	34.338	16	9	29.368	16	5	24.703	14	7	SORENSEN	1:28.587	1:28.587	15	+ 0.000
4	7	34.414	15	30	29.402	11	10	24.755	16	10	MAGNUSSE	1:28.673	1:28.673	16	+ 0.000
5	10	34.448	16	10	29.470	16	32	24.834	16	5	ERIKSSON	1:28.859	1:29.291	14	+ 0.432
6	17	34.721	14	7	29.582	15	30	24.884	12	48	GIERMAZIA	1:29.015	1:29.015	16	+ 0.000
7	20	34.800	13	16	29.632	14	16	24.895	13	9	QUAIFE-HO	1:29.166	1:29.166	16	+ 0.000
8	5	34.822	15	20	29.692	13	31	24.905	11	16	AHO	1:29.386	1:29.673	13	+ 0.287
9	16	34.859	14	27	29.739	16	9	24.909	16	20	KORJUS	1:29.784	1:29.784	13	+ 0.000
10	9	34.889	16	48	29.747	16	48	24.930	16	27	NEVELING	1:29.800	1:30.032	15	+ 0.232
11	36	34.914	15	21	29.759	13	4	24.956	15	32	KOUT	1:29.842	1:29.842	16	+ 0.000
12	27	34.946	15	17	29.956	14	27	25.115	15	17	HEIKKINEN	1:29.885	1:30.086	14	+ 0.201
13	31	35.038	10	32	29.956	16	36	25.175	15	31	DE JONG	1:29.912	1:29.971	11	+ 0.059
14	32	35.052	16	4	29.963	15	12	25.179	14	4	HYLKEMA	1:30.201	1:32.005	13	+ 1.804
15	4	35.282	14	31	29.969	11	21	25.207	13	36	TINCKNELL	1:30.370	1:30.678	15	+ 0.308
16	12	35.313	13	12	30.087	12	17	25.208	15	21	LIIV	1:30.525	1:30.525	13	+ 0.000
17	34	35.335	15	18	30.193	12	20	25.292	13	12	EISENREICH	1:30.579	1:30.796	14	+ 0.217
18	18	35.369	12	36	30.281	14	18	26.540	10	18	LAINÉ	1:32.102	1:32.324	12	+ 0.222
19	21	35.559	13	34	31.376	15	34	26.879	14	34	SA SILVA	1:33.590	1:34.607	15	+ 1.017
20	3	36.721	10	3	31.433	10	3	27.547	9	3	DERANI	1:35.701	1:36.451	10	+ 0.750
21	19	37.792	5	19	33.126	7	19	28.527	7	19	HARKEMA	1:39.445	1:39.574	7	+ 0.129
22	25	39.075	13	25	35.791	12	25	29.212	12	25	SISKA	1:44.078	1:46.152	11	+ 2.074

'Perfect Lap' - 1:27.535



Circuit Length - 3.696 kilometres  
Motorsport Arena  
Oschersleben

Weather/Track: Cloud / Damp

## Formula Renault 2.0 Northern European Cup FREE PRACTICE 2

POS	NO	CL	DRIVER	NAT	TEAM	TIME	LAPS	GAP	KPH
1	6		Felix DA COSTA	POR	Motopark	1:26.247	13		154.27
2	9		Adrian QUAIFE-HOBBS	GBR	Motopark	1:26.666	14	0.419	153.52
3	10		Kevin MAGNUSSEN	DEN	Motopark	1:26.796	16	0.549	153.29
4	30		Nigel MELKER	NED	MP Motorsport	1:27.129	15	0.882	152.71
5	48		Kuba GIERMAZIAK	POL	Motorpark	1:27.306	15	1.059	152.40
6	3		Luis DERANI	BRA	Motopark	1:27.335	17	1.088	152.35
7	16		Daniel AHO	FIN	Koiranen bros.	1:27.378	14	1.131	152.27
8	7		Marco SORENSEN	DEN	Motopark	1:27.463	14	1.216	152.12
9	4		Bart HYLKEMA	NED	Motopark	1:27.571	16	1.324	151.94
10	18		Jesse LAINE	FIN	Koiranen bros.	1:27.597	15	1.350	151.89
11	17		Toomas HEIKKINEN	FIN	Koiranen bros.	1:27.623	15	1.376	151.85
12	32		Adam KOUT	CZE	Krenek	1:27.714	17	1.467	151.69
13	12		Julian EISENREICH	GER	Jedi-Racing Team	1:27.804	15	1.557	151.53
14	5		Jimmy ERIKSSON	SWE	Motopark	1:27.819	17	1.572	151.51
15	20		Kevin KORJUS	EST	TT Racing	1:27.887	16	1.640	151.39
16	31		Daniel DE JONG	NED	MP Motorsport	1:28.184	13	1.937	150.88
17	27		Arnold NEVELING	RSA	SL Formula	1:28.194	18	1.947	150.86
18	19		Mathys HARKEMA	NED	van Amersvoort	1:28.406	17	2.159	150.50
19	34		Louis SA SILVA	ANG	Krenek	1:29.630	16	3.383	148.45
20	21		Karl Oscar LIIV	EST	TT Racing	1:29.671	17	3.424	148.38
21	25		Robert SISKI	USA	KEO Racing	1:33.851	14	7.604	141.77
22	36		Harry TINCKNELL	GBR	CRS Racing	12:31.341	1	11:05.094	17.70

Weather/Track: Sun °/Dry °

Oschersleben  
Circuit Length = 3.6960 km.  
Start: 14:00 End: 14:30

Race Director:	Steward:	Timekeeper:
----------------	----------	-------------

# Formula Renault 2.0 Northern European Cup

## Free Practice 2 - Sector Analysis Report

Lap S1 Time S1 Spd S2 Time S2 Spd S3 Time S3 Spd Lap Time Pit Lap S1 Time S1 Spd S2 Time S2 Spd S3 Time S3 Spd Lap Time Pit

3 DERANI						BRA Motopark										
1	11:35.573	171.4	32.964	191.4	26.230	178.5	12:34.767	10	34.347	175.3	30.632	207.2	35.829		1:40.808	Pit
2	34.989	174.1	30.248	206.1	25.130	179.7	1:30.367	11	4:34.646	141.9	33.559	167.4	27.026	180.6	5:35.231	
3	34.974	174.7	29.970	206.5	25.772	175.6	1:30.716	12	34.011	174.1	29.444	207.6	29.887	175.0	1:33.342	
4	34.728	174.7	30.504	207.2	25.254	178.8	1:30.486	13	34.069	175.0	29.550	205.7	24.564	180.6	1:28.183	
5	34.429	174.7	29.804	208.4	24.882	180.3	1:29.115	14	33.869	174.4	29.248	207.2	24.218	180.6	1:27.335	
6	34.462	174.4	29.833	208.8	24.996	180.3	1:29.291	15	33.803	175.3	29.329	207.2	24.301	180.3	1:27.433	
7	34.294	175.3	30.288	205.3	24.777	179.4	1:29.359	16	33.821	175.8	29.839	200.0	31.269	179.7	1:34.929	
8	34.126	174.7	29.793	208.4	24.807	179.1	1:28.726	17	33.780	175.3	29.498	206.8	49.084		1:52.362	Pit
9	34.126	174.7	29.828	208.4	24.990	178.2	1:28.944									

4 HYLKEMA						NED Motopark										
1	11:06.221	157.2	35.681	143.8	28.031	178.8	12:09.933	10	6:09.466	118.9	35.784	138.4	29.218	168.7	7:14.468	
2	35.280	150.8	34.054	166.1	25.194	180.6	1:34.528	11	37.531	140.0	32.871	188.1	24.592	179.1	1:34.994	
3	34.385	174.7	30.563	203.7	25.330	180.0	1:30.278	12	34.212	173.9	29.187	204.9	24.172	180.3	1:27.571	
4	35.077	173.6	29.985	206.5	24.934	179.1	1:29.996	13	34.012	174.4	29.237	207.6	24.875	178.8	1:28.124	
5	34.396	174.4	29.808	205.7	24.799	179.7	1:29.003	14	34.335	173.3	30.462	199.2	25.784	180.0	1:30.581	
6	34.351	175.3	29.750	206.5	24.974	179.4	1:29.075	15	34.398	174.4	29.455	207.6	24.480	180.0	1:28.333	
7	34.590	175.0	29.688	208.8	25.275	178.2	1:29.553	16	49.016	173.9	29.499	205.3	45.850		2:04.365	Pit
8	34.564	172.5	29.695	208.4	25.203	178.2	1:29.462									
9	34.551	173.9	29.636	207.2	37.654		1:41.841	Pit								

5 ERIKSSON						SWE Motopark										
1	11:08.301	162.6	32.853	198.5	25.683	177.3	12:06.837	10	5:45.298	152.1	31.726	193.8	25.724	177.3	6:42.748	
2	35.531	170.8	31.643	209.3	25.474	179.4	1:32.648	11	34.932	172.2	30.396	204.1	24.818	180.9	1:30.146	
3	34.733	173.9	29.780	206.1	25.043	178.8	1:29.556	12	34.227	174.1	29.170	208.0	24.477	180.6	1:27.874	
4	34.657	173.9	30.524	202.6	25.359	178.5	1:30.540	13	34.137	172.2	31.386	148.7	25.662	181.2	1:31.185	
5	34.754	173.3	29.708	207.2	25.019	179.4	1:29.481	14	34.191	172.2	29.404	204.9	24.539	180.6	1:28.134	
6	34.508	175.0	29.641	209.7	26.331	177.9	1:30.480	15	33.981	174.4	29.458	207.2	24.380	181.2	1:27.819	
7	34.646	173.9	29.705	208.8	24.814	179.7	1:29.165	16	34.074	174.4	29.426	207.6	24.508	179.7	1:28.008	
8	34.416	173.6	29.676	208.0	25.379	178.5	1:29.471	17	34.124	175.0	29.484	207.6	24.509	180.6	1:28.117	
9	34.456	173.9	30.009	206.1	37.505		1:41.970	Pit								

6 DA COSTA						POR Motopark										
1	12:15.983	161.4	32.053	198.1	25.689	174.7	13:13.725	8	8:58.161	168.4	32.280	198.8	24.670	180.6	9:55.111	
2	34.986	173.6	30.308	206.5	24.727	180.6	1:30.021	9	33.957	174.4	28.912	209.3	24.064	180.9	1:26.933	
3	34.417	175.3	29.571	208.0	24.720	180.0	1:28.708	10	33.782	175.0	28.750	207.6	23.991	181.5	1:26.523	
4	34.149	174.7	29.299	208.4	24.408	181.2	1:27.856	11	48.763	130.2	34.556	203.7	24.585	181.2	1:47.904	
5	34.391	175.0	29.354	209.7	24.422	180.3	1:28.167	12	33.741	175.0	28.677	208.8	23.829	181.5	1:26.247	
6	34.273	173.6	29.175	208.0	24.114	180.6	1:27.562	13	33.734	175.6	30.215	206.5	33.607		1:37.556	Pit
7	34.199	174.1	29.336	209.7	36.695		1:40.230	Pit								



Weather/Track: Sun / Dry

Circuit Length - 3.696 kilometres  
Motorsport Arena  
Oschersleben

# Formula Renault 2.0 Northern European Cup

## Free Practice 2 - Sector Analysis Report

Lap S1 Time S1 Spd S2 Time S2 Spd S3 Time S3 Spd Lap Time Pit Lap S1 Time S1 Spd S2 Time S2 Spd S3 Time S3 Spd Lap Time Pit

7 SORENSEN				DEN				Motopark							
1	11:04.970	158.3	36.418	144.9	27.937	177.9	12:09.325	9	9:29.298	104.8	38.665	162.4	27.995	178.5	10:35.958
2	34.907	172.5	31.104	182.4	27.788	179.4	1:33.799	10	33.939	174.4	29.238	206.1	26.677	180.0	1:29.854
3	34.410	174.1	30.124	205.7	26.372	178.5	1:30.906	11	34.000	174.7	29.292	205.7	24.171	180.0	1:27.463
4	34.597	173.3	29.642	206.1	25.443	178.5	1:29.682	12	33.952	174.4	29.316	206.8	26.457	180.0	1:29.725
5	34.406	174.4	29.800	205.7	24.739	179.1	1:28.945	13	34.040	174.4	29.322	206.8	24.394	178.8	1:27.756
6	34.336	174.7	30.169	203.3	25.051	179.4	1:29.556	14	34.151	173.9	29.383	206.1	47.202		1:50.736 Pit
7	34.366	174.1	29.511	208.4	24.724	179.1	1:28.601								
8	34.346	173.0	29.746	208.0	38.578		1:42.670 Pit								

9 QUAIFE-HOBBS				GBR				Motopark							
1	11:45.708	140.9	37.102	136.8	29.234	162.1	12:52.044	9	9:05.467	141.9	36.118	171.1	28.297	170.8	10:09.882
2	37.543	166.9	31.402	201.4	26.002	177.6	1:34.947	10	37.602	167.1	30.864	201.8	24.325	180.3	1:32.791
3	34.714	174.7	29.663	208.0	24.933	177.9	1:29.310	11	33.898	174.7	28.804	208.8	24.078	180.3	1:26.780
4	35.036	174.4	29.650	207.6	24.721	178.5	1:29.407	12	33.749	175.6	29.006	209.3	23.911	179.4	1:26.666
5	34.642	173.6	29.567	208.8	24.695	178.2	1:28.904	13	33.739	175.0	29.177	208.8	23.883	180.9	1:26.799
6	34.312	173.0	29.539	207.2	24.454	177.9	1:28.305	14	33.885	175.0	29.177	208.4	24.050	178.8	1:27.112
7	34.177	174.1	29.735	203.7	24.966	180.0	1:28.878								
8	35.006	172.8	29.455	208.8	34.742		1:39.203 Pit								

10 MAGNUSSEN				DEN				Motopark							
1	12:07.689	162.4	31.755	198.1	25.336	178.8	13:04.780	10	34.266	175.0	29.406	207.6	32.332		1:36.004 Pit
2	34.866	171.7	30.951	133.1	31.896	179.7	1:37.713	11	4:57.231	109.4	41.852	133.8	31.755	161.4	6:10.838
3	34.577	174.7	29.821	206.1	24.792	179.1	1:29.190	12	39.534	138.6	52.055	123.0	36.223	180.0	2:07.812
4	34.384	174.4	29.463	207.2	24.517	179.7	1:28.364	13	33.995	175.0	28.861	207.2	24.550	179.1	1:27.406
5	35.535	174.7	29.545	208.0	24.506	180.6	1:29.586	14	33.666	175.3	29.940	188.1	31.982	176.1	1:35.588
6	34.304	173.6	29.424	208.0	24.532	179.4	1:28.260	15	33.818	175.0	28.931	207.2	24.047	179.7	1:26.796
7	34.346	174.4	29.335	209.3	24.698	179.7	1:28.379	16	33.841	174.7	29.051	207.6	24.116	178.5	1:27.008
8	34.378	175.0	29.454	206.8	24.589	179.1	1:28.421								
9	34.306	173.9	29.355	207.6	24.432	179.1	1:28.093								

12 EISENREICH				GER				Jedi-Racing Team							
1	11:05.228	113.8	41.411	168.2	47.275		12:33.914 Pit	9	34.818	175.0	29.516	207.6	24.679	181.8	1:29.013
2	2:50.467	168.7	31.940	202.2	25.663	177.3	3:48.070	10	34.509	174.4	29.139	208.0	24.156	181.2	1:27.804
3	35.992	171.9	30.116	204.5	25.032	179.4	1:31.140	11	34.128	174.4	30.434	206.5	24.926	179.4	1:29.488
4	35.474	171.7	29.846	206.1	25.099	160.0	1:30.419	12	34.254	175.6	29.578	200.7	25.431	177.0	1:29.263
5	35.707	173.9	36.482	197.0	25.971	177.3	1:38.160	13	34.606	174.1	29.150	208.0	24.660	175.8	1:28.416
6	35.069	173.3	29.694	206.8	36.231		1:40.994 Pit	14	40.203	143.0	33.203	170.8	25.337	180.0	1:38.743
7	4:31.946	122.8	40.574	149.1	28.594	174.7	5:41.114	15	34.294	175.6	29.335	205.7	24.438	179.4	1:28.067
8	39.427	143.0	33.723	200.7	26.430	178.2	1:39.580								



Weather/Track: Sun / Dry

Circuit Length - 3.696 kilometres  
Motorsport Arena  
Oschersleben

Printed at 14:36, Friday, 19 June, 2009

© MST Systems Ltd, 2005 (www.mstworld.com)

Page 2

# Formula Renault 2.0 Northern European Cup

## Free Practice 2 - Sector Analysis Report

Lap S1 Time S1 Spd S2 Time S2 Spd S3 Time S3 Spd Lap Time Pit Lap S1 Time S1 Spd S2 Time S2 Spd S3 Time S3 Spd Lap Time Pit

### 16 AHO

FIN

Koiranen bros.

1	12:09.690	107.5	39.464	173.3	26.076	181.5	13:15.230	9	34.399	173.9	30.860	204.5	24.709	181.5	1:29.968
2	34.866	175.6	30.272	205.3	24.731	181.8	1:29.869	10	34.304	175.3	29.629	208.4	33.959		1:37.892 Pit
3	35.206	174.4	29.839	208.0	24.872	180.6	1:29.917	11	3:09.431	157.2	30.590	206.1	24.313	181.2	4:04.334
4	34.652	175.6	29.649	207.2	24.766	181.2	1:29.067	12	34.344	174.1	29.399	209.3	24.287	181.5	1:28.030
5	34.523	174.7	29.542	209.3	24.591	180.6	1:28.656	13	34.205	175.0	29.585	208.4	24.213	180.9	1:28.003
6	35.035	173.6	29.624	206.5	33.457		1:38.116 Pit	14	34.023	175.0	29.195	206.1	24.160	180.9	1:27.378
7	5:44.754	151.4	31.958	200.3	24.732	180.6	6:41.444								
8	34.622	174.7	29.314	208.8	24.484	180.6	1:28.420								

### 17 HEIKKINEN

FIN

Koiranen bros.

1	11:54.578	164.3	34.155	164.6	27.941	176.7	12:56.674	9	36.770	174.7	30.919	206.1	24.967	181.2	1:32.656
2	41.092	142.2	30.901	206.1	25.159	180.0	1:37.152	10	34.018	174.1	29.229	207.6	24.376	180.6	1:27.623
3	34.498	174.7	29.858	207.6	24.937	180.0	1:29.293	11	33.981	174.4	31.051	206.1	27.918	181.5	1:32.950
4	34.203	175.0	29.953	206.8	24.848	180.3	1:29.004	12	34.300	175.6	29.499	206.1	24.632	180.3	1:28.431
5	34.333	175.0	29.693	208.0	24.860	180.0	1:28.886	13	34.133	174.1	29.565	206.8	24.359	180.6	1:28.057
6	34.310	173.3	29.661	207.2	24.667	179.4	1:28.638	14	35.256	157.8	31.228	203.0	25.272	181.5	1:31.756
7	34.716	172.2	29.952	208.4	39.444		1:44.112 Pit	15	34.026	174.7	30.391	183.6	42.575		1:46.992 Pit
8	6:42.653	137.7	35.458	183.3	27.497	173.0	7:45.608								

### 18 LAINE

FIN

Koiranen bros.

1	11:07.344	125.8	35.900	166.1	28.197	175.6	12:11.441	9	36.455	172.5	31.799	206.5	40.011		1:48.265 Pit
2	36.115	168.7	33.088	149.5	25.557	178.2	1:34.760	10	7:05.712	154.5	33.933	169.0	29.232	162.4	8:08.877
3	34.911	175.6	30.199	205.3	25.086	177.9	1:30.196	11	37.465	170.0	35.253	127.2	27.660	178.5	1:40.378
4	34.995	165.6	30.324	207.2	25.832	176.1	1:31.151	12	34.419	175.3	29.289	206.8	24.561	179.7	1:28.269
5	40.554	114.0	35.899	202.6	24.765	178.8	1:41.218	13	38.083	172.5	29.762	206.5	24.527	179.7	1:32.372
6	34.448	173.3	29.562	207.6	24.748	178.2	1:28.758	14	34.131	173.6	29.171	206.1	24.295	179.4	1:27.597
7	34.340	173.9	29.651	206.8	24.679	177.9	1:28.670	15	34.285	173.3	29.198	206.5	24.553	177.0	1:28.036
8	34.939	172.2	29.648	207.2	24.986	177.0	1:29.573								

### 19 HARKEMA

NED

van Amersvoort

1	11:21.094	97.2	38.109	133.0	39.076		12:38.279 Pit	10	34.756	173.0	29.773	205.3	25.301	179.4	1:29.830
2	1:26.505	170.3	30.947	203.7	26.279	178.2	2:23.731	11	34.892	173.9	29.796	208.0	34.284		1:38.972 Pit
3	35.792	173.9	30.075	206.1	25.308	180.0	1:31.175	12	3:38.196	165.8	30.783	202.2	25.245	178.8	4:34.224
4	35.150	173.3	30.186	206.1	24.911	177.9	1:30.247	13	34.716	175.8	30.410	202.2	24.452	181.2	1:29.578
5	35.537	175.8	29.936	207.2	25.093	178.5	1:30.566	14	34.349	175.0	29.454	207.6	24.603	180.0	1:28.406
6	35.117	174.4	29.951	206.8	24.860	179.1	1:29.928	15	34.381	175.0	29.628	208.4	24.793	180.6	1:28.802
7	34.922	172.2	29.938	208.0	24.893	178.2	1:29.753	16	34.368	175.0	30.372	206.1	24.398	180.3	1:29.138
8	34.794	174.4	29.780	207.2	24.939	180.0	1:29.513	17	34.643	172.8	33.557	133.3	48.233		1:56.433 Pit
9	34.965	173.6	29.888	206.1	24.777	179.4	1:29.630								



Weather/Track: Sun / Dry

Circuit Length - 3.696 kilometres  
Motorsport Arena  
Oschersleben

Printed at 14:36, Friday, 19 June, 2009

© MST Systems Ltd, 2005 (www.mstworld.com)

Page 3

# Formula Renault 2.0 Northern European Cup

## Free Practice 2 - Sector Analysis Report

Lap S1 Time S1 Spd S2 Time S2 Spd S3 Time S3 Spd Lap Time Pit Lap S1 Time S1 Spd S2 Time S2 Spd S3 Time S3 Spd Lap Time Pit

### 20 KORJUS

EST

TT Racing

1	11:15.474	95.4	39.235	132.6	30.178	173.9	12:24.887	10	34.258	174.4	30.423	204.5	24.820	179.4	1:29.501
2	35.746	171.7	32.215	203.7	25.503	179.1	1:33.464	11	34.270	173.6	31.538	203.3	24.713	180.0	1:30.521
3	34.590	174.4	31.238	204.5	24.993	178.5	1:30.821	12	34.352	173.6	29.390	206.5	24.355	180.6	1:28.097
4	34.661	174.1	29.610	205.7	24.820	178.8	1:29.091	13	34.296	175.0	29.360	206.1	24.333	180.0	1:27.989
5	34.445	173.3	29.544	205.7	24.600	179.1	1:28.589	14	34.153	174.1	29.377	206.1	24.357	180.3	1:27.887
6	34.375	173.6	29.603	206.8	24.698	179.1	1:28.676	15	38.119	152.7	33.672	202.2	26.523	180.0	1:38.314
7	36.978	173.6	29.784	205.3	40.926		1:47.688 Pit	16	34.235	174.1	31.308	203.3	25.801	180.0	1:31.344
8	5:34.757	111.2	38.502	175.8	25.886	175.8	6:39.145								
9	35.541	171.9	30.617	205.3	24.755	179.4	1:30.913								

### 21 LIIV

EST

TT Racing

1	11:09.114	166.4	34.523	190.1	28.269	173.3	12:11.906	10	35.177	173.9	30.350	205.3	39.465		1:44.992 Pit
2	36.485	171.9	32.870	170.8	25.969	178.5	1:35.324	11	4:04.421	143.4	35.320	142.2	26.792	172.2	5:06.533
3	35.795	173.0	30.621	203.3	25.802	176.1	1:32.218	12	35.518	168.7	37.752	144.0	27.511	174.4	1:40.781
4	35.351	174.4	30.651	205.7	25.637	178.2	1:31.639	13	34.447	175.0	30.960	201.1	24.696	180.6	1:30.103
5	35.725	169.0	30.365	206.5	25.089	177.9	1:31.179	14	34.997	175.3	31.058	207.6	24.733	179.4	1:30.788
6	35.175	174.7	30.185	206.8	25.400	179.1	1:30.760	15	34.554	175.6	30.366	202.2	24.771	180.0	1:29.691
7	35.065	175.0	30.733	206.8	25.701	177.0	1:31.499	16	34.470	174.7	1:07.551	201.1	25.710	179.1	2:07.731
8	35.026	173.9	30.105	206.1	25.709	177.0	1:30.840	17	34.632	171.9	30.237	206.1	24.802	179.1	1:29.671
9	34.945	174.1	30.150	205.7	33.331	174.1	1:38.426								

### 25 SISKA

USA

KEO Racing

1	11:14.703	147.7	34.842	189.1	28.082	173.0	12:17.627	9	5:00.721	164.1	32.585	201.1	26.374	173.0	5:59.680
2	37.205	167.4	32.985	200.0	27.049	175.0	1:37.239	10	36.483	168.7	31.949	198.1	26.632	175.6	1:35.064
3	36.655	166.9	33.458	201.4	26.980	173.9	1:37.093	11	35.941	148.3	32.015	201.8	25.895	176.1	1:33.851
4	36.299	166.4	32.727	201.8	26.727	176.4	1:35.753	12	36.031	169.2	34.728	118.6	28.664	177.6	1:39.423
5	35.971	169.0	32.295	201.1	26.281	175.8	1:34.547	13	36.113	167.1	31.852	183.9	26.042	177.6	1:34.007
6	35.874	169.2	32.311	201.8	26.644	175.0	1:34.829	14	35.941	169.0	32.299	186.2	47.748		1:55.988 Pit
7	35.996	167.4	32.223	202.6	26.157	177.3	1:34.376								
8	36.660	165.6	31.937	201.4	46.483		1:55.080 Pit								

### 27 NEVELING

RSA

SL Formula

1	10:58.764	133.8	36.516	146.3	26.141	177.0	12:01.421	11	34.456	174.1	29.582	207.6	35.827		1:39.865 Pit
2	35.504	174.1	29.907	203.7	25.119	178.5	1:30.530	12	4:01.344	153.4	30.664	197.0	24.892	180.0	4:56.900
3	34.959	174.1	30.158	204.1	25.097	179.7	1:30.214	13	34.542	173.9	29.487	207.2	24.568	179.7	1:28.597
4	35.076	174.1	30.051	204.1	25.062	177.6	1:30.189	14	34.391	175.3	29.855	203.0	24.599	179.4	1:28.845
5	37.125	156.0	30.336	205.7	24.803	179.1	1:32.264	15	34.535	174.1	29.547	206.5	24.462	179.1	1:28.544
6	35.703	175.0	29.813	208.4	29.161	177.0	1:34.677	16	34.361	174.4	29.576	206.5	24.512	179.7	1:28.449
7	40.142	174.1	29.824	207.2	24.827	179.4	1:34.793	17	34.283	175.0	30.510	206.5	24.547	179.7	1:29.340
8	34.555	173.9	29.618	207.6	25.218	177.6	1:29.391	18	34.107	174.4	29.546	207.2	24.541	178.5	1:28.194
9	34.627	173.6	29.667	206.5	24.827	177.6	1:29.121								
10	34.570	174.1	29.662	207.2	24.772	179.1	1:29.004								



Weather/Track: Sun / Dry

Circuit Length - 3.696 kilometres  
Motorsport Arena  
Oschersleben

Printed at 14:36, Friday, 19 June, 2009

© MST Systems Ltd, 2005 (www.mstworld.com)

Page 4

# Formula Renault 2.0 Northern European Cup

## Free Practice 2 - Sector Analysis Report

Lap S1 Time S1 Spd S2 Time S2 Spd S3 Time S3 Spd Lap Time Pit Lap S1 Time S1 Spd S2 Time S2 Spd S3 Time S3 Spd Lap Time Pit

30 MELKER						NED		MP Motorsport							
1	10:59.927	103.8	38.428	203.3	26.199	180.6	12:04.554	9	34.189	177.0	29.241	209.7	24.613	183.0	1:28.043
2	35.026	175.3	29.716	207.2	25.042	183.0	1:29.784	10	33.746	176.4	29.175	210.5	24.425	183.0	1:27.346
3	34.557	177.0	29.746	208.0	28.376	178.2	1:32.679	11	34.050	178.5	30.227	210.5	24.640	182.7	1:28.917
4	34.593	176.4	29.675	208.8	25.045	181.5	1:29.313	12	33.906	177.3	29.162	208.4	24.514	183.0	1:27.582
5	34.175	177.9	29.985	205.3	24.864	182.7	1:29.024	13	33.793	176.1	29.158	209.3	24.178	183.9	1:27.129
6	34.278	177.9	29.671	212.1	24.931	184.3	1:28.880	14	33.723	175.8	29.461	210.1	24.712	182.4	1:27.896
7	35.974	175.6	30.158	210.9	36.500		1:42.632 Pit	15	34.063	173.0	32.411	208.4	43.474		1:49.948 Pit
8	7:53.906		51.851	194.5	25.450	180.0	9:11.207								

31 DE JONG						NED		MP Motorsport							
1	10:52.764	112.9	36.921	166.4	27.666	165.8	11:57.351	8	34.526	173.6	29.617	208.8	24.610	179.7	1:28.753
2	36.359	173.0	31.081	195.6	26.022	177.9	1:33.462	9	34.315	174.7	29.448	210.9	24.488	180.0	1:28.251
3	35.268	175.0	30.465	205.7	25.266	178.8	1:30.999	10	34.244	174.7	29.664	205.3	24.809	177.9	1:28.717
4	34.548	174.4	30.032	209.3	42.210		1:46.790 Pit	11	34.182	176.4	29.656	208.4	24.346	180.6	1:28.184
5	7:45.899	130.5	40.211	135.3	30.918	136.8	8:57.028	12	34.381	169.5	34.719	171.1	26.500	178.2	1:35.600
6	41.378	146.7	32.688	207.2	24.767	177.0	1:38.833	13	34.374	174.7	30.336	207.2	38.801		1:43.511 Pit
7	34.403	168.7	29.638	208.8	24.236	178.5	1:28.277								

32 KOUT						CZE		Krenek							
1	10:55.146	167.4	34.604	188.4	25.852	179.1	11:55.602	10	34.786	173.6	29.640	208.8	24.693	180.0	1:29.119
2	35.457	173.0	30.355	206.5	24.974	180.0	1:30.786	11	34.262	174.4	30.450	208.4	24.537	180.9	1:29.249
3	34.961	173.9	30.944	204.1	24.877	180.0	1:30.782	12	34.189	175.0	29.258	209.3	24.360	180.9	1:27.807
4	34.744	172.8	30.230	206.1	24.476	179.7	1:29.450	13	33.901	175.0	29.358	210.5	24.677	180.6	1:27.936
5	34.402	174.7	30.023	206.8	24.506	180.0	1:28.931	14	34.172	174.1	29.423	209.3	24.119	180.0	1:27.714
6	34.285	175.6	29.493	210.5	24.494	181.5	1:28.272	15	34.245	174.4	29.447	208.4	24.492	180.3	1:28.184
7	34.202	174.1	30.159	202.2	24.818	180.3	1:29.179	16	34.274	175.3	29.379	208.0	24.391	180.3	1:28.044
8	34.524	173.0	29.958	210.9	38.570		1:43.052 Pit	17	34.343	175.0	29.505	206.5	24.554	178.8	1:28.402
9	5:59.711	140.6	35.243	179.4	25.656	177.6	7:00.610								

34 SA SILVA						ANG		Krenek							
1	11:01.391	130.2	37.332	201.4	26.728	177.6	12:05.451	10	36.285	171.9	31.046	207.2	25.538	180.6	1:32.869
2	36.812	173.0	31.659	206.1	26.263	180.9	1:34.734	11	34.393	173.9	30.396	208.8	25.210	180.9	1:29.999
3	34.969	175.6	32.003	205.3	27.157	180.6	1:34.129	12	34.300	175.6	30.353	206.5	25.977	180.9	1:30.630
4	36.005	175.0	31.156	205.7	26.172	181.5	1:33.333	13	34.521	175.6	30.359	207.2	24.978	181.5	1:29.858
5	35.060	174.4	31.609	206.1	25.883	178.8	1:32.552	14	34.452	175.6	30.178	207.2	25.000	181.5	1:29.630
6	35.002	175.3	31.143	207.6	25.958	179.7	1:32.103	15	34.354	175.6	31.076	206.8	26.131	181.2	1:31.561
7	35.151	175.3	30.951	208.4	26.319	180.3	1:32.421	16	35.159	176.1	31.964	206.1	49.201		1:56.324 Pit
8	36.736	173.3	31.262	208.4	43.569		1:51.567 Pit								
9	5:52.395	124.5	42.246	195.6	29.162	177.0	7:03.803								

36 TINCKNELL						GBR		CRS Racing							
1	11:26.544	151.8	34.261	187.8	30.536	175.0	12:31.341								



Circuit Length - 3.696 kilometres  
Motorsport Arena  
Oschersleben

Weather/Track: Sun / Dry

Printed at 14:36, Friday, 19 June, 2009

© MST Systems Ltd, 2005 (www.mstworld.com)

Page 5

# Formula Renault 2.0 Northern European Cup

## Free Practice 2 - Sector Analysis Report

Lap	S1 Time	S1 Spd	S2 Time	S2 Spd	S3 Time	S3 Spd	Lap Time	Pit	Lap	S1 Time	S1 Spd	S2 Time	S2 Spd	S3 Time	S3 Spd	Lap Time	Pit
<b>48 GIERMAZIAK</b>									<b>POL Motorpark</b>								
1	11:07.409	170.6	33.176	203.3	25.828	173.0	12:06.413		9	37.561	130.5	36.274	149.1	30.782	179.7	1:44.617	
2	35.182	173.6	30.101	203.0	24.986	180.0	1:30.269		10	33.993	175.0	29.119	208.8	24.530	181.8	1:27.642	
3	34.696	174.7	30.036	205.3	25.074	179.7	1:29.806		11	34.352	174.1	29.156	207.6	24.234	182.1	1:27.742	
4	34.095	174.7	29.636	208.0	24.870	180.3	1:28.601		12	40.959	137.7	41.018	113.2	34.379	180.3	1:56.356	
5	34.277	175.0	29.678	208.4	24.863	180.6	1:28.818		13	33.935	175.3	29.136	207.6	24.267	181.8	1:27.338	
6	34.276	175.3	29.347	209.3	24.794	180.3	1:28.417		14	33.892	175.0	29.108	208.4	24.306	180.6	1:27.306	
7	34.240	175.3	30.104	207.2	32.483		1:36.827	Pit	15	34.028	175.6	29.145	208.4	42.868		1:46.041	Pit
8	6:14.656	131.0	37.093	175.3	26.993	177.3	7:18.742										



Weather/Track: Sun / Dry

Printed at 14:36, Friday, 19 June, 2009

© MST Systems Ltd, 2005 (www.mstworld.com)



Circuit Length - 3.696 kilometres

Motorsport Arena

Oschersleben

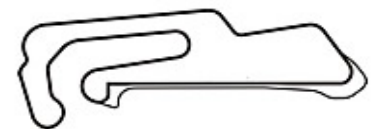
## Formula Renault 2.0 Northern European Cup Free Practice 2 - Best Sector Speeds Report

SECTOR 1				SECTOR 2			SECTOR 3		
POS	NO	NAME	SPEED	LAP	NO	NAME	SPEED	LAP	NO SPEED TRAP AVAILABLE
1	30	MELKER	178.5	11	30	MELKER	212.1	6	
2	31	DE JONG	176.4	11	31	DE JONG	210.9	9	
3	34	SA SILVA	176.1	16	32	KOUT	210.9	8	
4	3	DERANI	175.8	16	5	ERIKSSON	209.7	6	
5	19	HARKEMA	175.8	5	6	DA COSTA	209.7	5	
6	6	DA COSTA	175.6	13	9	QUAIFE-HOB	209.3	12	
7	9	QUAIFE-HOB	175.6	12	10	MAGNUSSEN	209.3	7	
8	12	EISENREICH	175.6	12	16	AHO	209.3	5	
9	16	AHO	175.6	2	48	GIERMAZIAK	209.3	6	
10	17	HEIKKINEN	175.6	12	3	DERANI	208.8	6	
11	18	LAINÉ	175.6	3	4	HYLKEMA	208.8	7	
12	21	LIIV	175.6	15	34	SA SILVA	208.8	11	
13	32	KOUT	175.6	6	7	SORENSEN	208.4	7	
14	48	GIERMAZIAK	175.6	15	17	HEIKKINEN	208.4	7	
15	4	HYLKEMA	175.3	6	19	HARKEMA	208.4	15	
16	10	MAGNUSSEN	175.3	14	27	NEVELING	208.4	6	
17	27	NEVELING	175.3	14	12	EISENREICH	208.0	10	
18	5	ERIKSSON	175.0	6	18	LAINÉ	207.6	6	
19	20	KORJUS	175.0	13	21	LIIV	207.6	14	
20	7	SORENSEN	174.7	6	20	KORJUS	206.8	6	
21	25	SISKA	169.2	6	25	SISKA	202.6	7	
22	36	TINCKNELL	151.8	1	36	TINCKNELL	187.8	1	



Weather/Track: Sun / Dry

Printed at 14:35, Friday, 19 June, 2009  
© MST Systems Ltd, 2005 (www.mstworld.com)



Circuit Length - 3.696 kilometres  
Motorsport Arena  
Oschersleben

Page 1

## Formula Renault 2.0 Northern European Cup Free Practice 2 - Best Sector Times Report

POS	SECTOR 1			SECTOR 2			SECTOR 3			NAME	IDEAL/BEST LAP COMPARISON			DIFF	
	NO	TIME	LAP	NO	TIME	LAP	NO	TIME	LAP		NO	IDEAL	BEST		LAP
1	10	33.666	14	6	28.677	12	6	23.829	12	6	DA COSTA	1:26.240	1:26.247	12	+ 0.007
2	30	33.723	14	9	28.804	11	9	23.883	13	9	QUAIFE-HO	1:26.426	1:26.666	12	+ 0.240
3	6	33.734	13	10	28.861	13	10	24.047	15	10	MAGNUSSE	1:26.574	1:26.796	15	+ 0.222
4	9	33.739	13	48	29.108	14	32	24.119	14	30	MELKER	1:27.059	1:27.129	13	+ 0.070
5	3	33.780	17	12	29.139	10	12	24.156	10	48	GIERMAZIA	1:27.234	1:27.306	14	+ 0.072
6	48	33.892	14	30	29.158	13	16	24.160	14	3	DERANI	1:27.246	1:27.335	14	+ 0.089
7	32	33.901	13	5	29.170	12	7	24.171	11	32	KOUT	1:27.278	1:27.714	14	+ 0.436
8	7	33.939	10	18	29.171	14	4	24.172	12	7	SORENSEN	1:27.348	1:27.463	11	+ 0.115
9	5	33.981	15	4	29.187	12	30	24.178	13	4	HYLKEMA	1:27.371	1:27.571	12	+ 0.200
10	17	33.981	11	16	29.195	14	3	24.218	14	16	AHO	1:27.378	1:27.378	14	+ 0.000
11	4	34.012	13	17	29.229	10	48	24.234	11	12	EISENREICH	1:27.423	1:27.804	10	+ 0.381
12	16	34.023	14	7	29.238	10	31	24.236	7	5	ERIKSSON	1:27.531	1:27.819	15	+ 0.288
13	27	34.107	18	3	29.248	14	18	24.295	14	17	HEIKKINEN	1:27.569	1:27.623	10	+ 0.054
14	12	34.128	11	32	29.258	12	20	24.333	13	18	LAINÉ	1:27.597	1:27.597	14	+ 0.000
15	18	34.131	14	20	29.360	13	17	24.359	13	20	KORJUS	1:27.846	1:27.887	14	+ 0.041
16	20	34.153	14	31	29.448	9	5	24.380	15	31	DE JONG	1:27.866	1:28.184	11	+ 0.318
17	31	34.182	11	19	29.454	14	19	24.398	16	27	NEVELING	1:28.056	1:28.194	18	+ 0.138
18	34	34.300	12	27	29.487	13	27	24.462	15	19	HARKEMA	1:28.201	1:28.406	14	+ 0.205
19	19	34.349	14	21	30.105	8	21	24.696	13	21	LIIV	1:29.248	1:29.671	17	+ 0.423
20	21	34.447	13	34	30.178	14	34	24.978	13	34	SA SILVA	1:29.456	1:29.630	14	+ 0.174
21	25	35.874	6	25	31.852	13	25	25.895	11	25	SISKA	1:33.621	1:33.851	11	+ 0.230
22	36	11:26.54	1	36	34.261	1	36	30.536	1	36	TINCKNELL	12:31.341	12:31.341	1	+ 0.000

'Perfect Lap' - 1:26.172



Weather/Track: Sun / Dry

Circuit Length - 3.696 kilometres  
Motorsport Arena  
Oschersleben

## Formula Renault 2.0 Northern European Cup QUALIFYING

POS	NO	CL	DRIVER	NAT	TEAM	TIME	LAPS	GAP	KPH
1	6		Felix DA COSTA	POR	Motopark	1:25.576	13		155.48
2	10		Kevin MAGNUSSEN	DEN	Motopark	1:25.680	14	0.104	155.29
3	9		Adrian QUAIFFE-HOBBS	GBR	Motopark	1:25.889	13	0.313	154.91
4	48		Kuba GIERMAZIAK	POL	Motorpark	1:26.212	13	0.636	154.33
5	16		Daniel AHO	FIN	Koiranen bros.	1:26.269	12	0.693	154.23
6	30		Nigel MELKER	NED	MP Motorsport	1:26.344	7	0.768	154.10
7	20		Kevin KORJUS	EST	TT Racing	1:26.352	12	0.776	154.08
8	5		Jimmy ERIKSSON	SWE	Motopark	1:26.408	14	0.832	153.98
9	7		Marco SORENSEN	DEN	Motopark	1:26.472	11	0.896	153.87
10	17		Toomas HEIKKINEN	FIN	Koiranen bros.	1:26.582	13	1.006	153.67
11	32		Adam KOUT	CZE	Krenek	1:26.629	16	1.053	153.59
12	3		Luis DERANI	BRA	Motopark	1:26.740	13	1.164	153.39
13	4		Bart HYLKEMA	NED	Motopark	1:26.750	16	1.174	153.37
14	19		Mathys HARKEMA	NED	van Amersvoort	1:27.147	16	1.571	152.68
15	31		Daniel DE JONG	NED	MP Motorsport	1:27.150	13	1.574	152.67
16	27		Arnold NEVELING	RSA	SL Formula	1:27.220	18	1.644	152.55
17	12		Julian EISENREICH	GER	Jedi-Racing Team	1:27.371	6	1.795	152.28
18	18		Jesse LAINE	FIN	Koiranen bros.	1:27.374	12	1.798	152.28
19	36		Harry TINCKNELL	GBR	CRS Racing	1:27.535	16	1.959	152.00
20	21		Karl Oscar LIIV	EST	TT Racing	1:27.622	16	2.046	151.85
21	14		Dominik BRINKMANN	GER	Brinkmann	1:28.149	17	2.573	150.94
22	34		Louis SA SILVA	ANG	Krenek	1:28.238	17	2.662	150.79
23	25		Robert SISKA	USA	KEO Racing	1:31.260	17	5.684	145.79

Weather/Track: Sun /Dry

Oschersleben  
Circuit Length = 3.6960 km.  
Start: 9:00 End: 9:30

Race Director:	Steward:	Timekeeper:
----------------	----------	-------------

# Formula Renault 2.0 Northern European Cup Qualifying - Sector Analysis Report

Lap S1 Time S1 Spd S2 Time S2 Spd S3 Time S3 Spd Lap Time Pit Lap S1 Time S1 Spd S2 Time S2 Spd S3 Time S3 Spd Lap Time Pit

3 DERANI				BRA				Motopark							
1	6:26.576	119.3	37.716	164.6	25.905	182.1	7:30.197	8	4:49.467	136.1	39.092	143.4	25.202	180.3	5:53.761
2	33.869	176.1	30.341	203.7	24.874	177.9	1:29.084	9	33.585	176.7	33.356	109.2	25.728	180.9	1:32.669
3	33.746	177.9	29.122	207.2	24.317	180.9	1:27.185	10	33.575	176.7	29.168	207.6	24.027	180.9	1:26.770
4	33.751	177.9	29.417	207.2	24.319	181.2	1:27.487	11	33.523	176.7	28.945	207.6	24.272	180.0	1:26.740
5	33.915	178.2	32.893	103.2	28.277	179.7	1:35.085	12	33.618	176.4	29.077	208.8	24.201	181.2	1:26.896
6	33.910	176.1	29.275	206.8	24.126	182.4	1:27.311	13	35.942	175.6	30.107	207.2	37.823		1:43.872 Pit
7	33.998	177.3	30.054	207.2	35.249		1:39.301 Pit								

4 HYLKEMA				NED				Motopark							
1	59.389	124.7	40.351	137.9	30.752	168.4	2:10.492	10	7:25.650	140.8	35.366	164.1	26.123	171.4	8:27.139
2	38.332	157.6	30.426	200.3	27.150	178.5	1:35.908	11	34.699	168.7	30.157	196.3	25.291	180.9	1:30.147
3	34.324	177.0	29.286	208.8	24.323	179.1	1:27.933	12	33.554	175.6	29.141	207.6	24.146	180.0	1:26.841
4	33.919	175.3	29.291	207.6	24.224	180.9	1:27.434	13	33.822	174.4	28.967	208.0	23.961	180.9	1:26.750
5	33.929	176.1	29.595	206.8	24.575	180.0	1:28.099	14	33.913	175.0	29.168	208.0	24.085	180.6	1:27.166
6	33.847	175.6	29.518	203.7	24.374	179.7	1:27.739	15	33.885	175.8	29.488	206.8	24.145	181.5	1:27.518
7	34.291	175.0	29.410	206.8	24.581	180.3	1:28.282	16	34.230	175.0	29.326	206.8	24.485	179.4	1:28.041
8	34.127	175.6	29.826	205.7	24.534	180.3	1:28.487								
9	34.798	167.7	30.142	207.2	35.156		1:40.096 Pit								

5 ERIKSSON				SWE				Motopark							
1	2:16.932	138.8	34.480	175.0	26.056	175.0	3:17.468	9	8:10.889	122.4	36.588	153.4	26.722	172.5	9:14.199
2	34.780	175.3	30.966	204.1	24.585	179.7	1:30.331	10	37.076	150.6	30.308	205.3	24.510	180.3	1:31.894
3	33.978	173.9	29.394	205.7	24.382	179.7	1:27.754	11	33.850	175.8	29.204	205.7	23.985	180.9	1:27.039
4	33.966	174.1	29.284	206.1	24.344	179.4	1:27.594	12	33.766	175.8	28.834	208.0	23.808	180.9	1:26.408
5	33.804	175.3	29.292	204.5	24.248	178.2	1:27.344	13	40.765	175.6	34.606	151.8	24.892	181.2	1:40.263
6	33.981	176.1	29.276	206.5	24.199	181.2	1:27.456	14	33.769	173.9	29.034	207.2	23.916	181.5	1:26.719
7	33.854	176.7	29.775	206.8	24.390	180.3	1:28.019								
8	33.987	175.6	29.627	205.7	32.786		1:36.400 Pit								

6 DA COSTA				POR				Motopark							
1	6:28.377	168.4	32.956	194.9	25.211	180.9	7:26.544	8	6:30.145	112.0	33.130	197.0	27.489	181.5	7:30.764
2	33.789	175.6	29.105	205.7	24.110	180.9	1:27.004	9	34.730	173.9	28.970	208.8	23.948	181.2	1:27.648
3	33.630	176.4	28.777	206.8	23.940	181.2	1:26.347	10	33.511	176.1	28.388	208.8	23.677	181.5	1:25.576
4	33.991	173.3	31.531	207.6	25.486	180.3	1:31.008	11	33.393	176.4	28.559	208.8	23.678	181.2	1:25.630
5	33.517	175.6	35.133	99.7	27.834	181.2	1:36.484	12	33.500	176.1	29.003	206.5	24.046	181.5	1:26.549
6	33.460	176.7	28.880	206.8	23.857	181.5	1:26.197	13	37.397	126.4	31.834	206.1	39.295		1:48.526 Pit
7	34.632	169.5	30.748	203.7	35.408		1:40.788 Pit								

7 SORENSEN				DEN				Motopark							
1							6:46.288	7	33.810	174.7	28.833	206.5	24.076	180.0	1:26.719
2							1:27.529	8	34.408	167.1	30.907	206.1	24.517	180.9	1:29.832
3							1:26.808	9	33.755	175.3	28.819	208.0	23.936	180.6	1:26.510
4							1:27.155	10	33.605	175.6	28.977	207.6	23.890	180.9	1:26.472
5	33.842	198.5	29.770	206.5	41.284		1:44.896 Pit	11	33.634	175.3	29.068	206.8	24.130	180.9	1:26.832
6							10:26.413								



Circuit Length - 3.696 kilometres  
Motorsport Arena  
Oschersleben

Weather/Track: Sun / Dry

# Formula Renault 2.0 Northern European Cup Qualifying - Sector Analysis Report

Lap S1 Time S1 Spd S2 Time S2 Spd S3 Time S3 Spd Lap Time Pit Lap S1 Time S1 Spd S2 Time S2 Spd S3 Time S3 Spd Lap Time Pit

9 QUAIFE-HOBBS GBR Motopark															
1	58.614	125.7	39.473	150.2	30.143	171.9	2:08.230	8	11:09.923	116.5	39.491	149.7	29.393	151.8	12:18.807
2	38.569	165.1	31.149	205.7	28.220	177.3	1:37.938	9	43.194	128.2	32.661	131.0	26.771	180.9	1:42.626
3	34.160	175.3	28.876	209.3	23.887	180.3	1:26.923	10	33.590	175.6	28.685	209.3	23.726	181.5	1:26.001
4	33.606	175.8	28.893	208.4	23.847	181.5	1:26.346	11	33.617	176.4	28.543	210.1	23.729	180.3	1:25.889
5	38.052	116.7	47.027		30.211	180.3	1:55.290	12	33.547	176.7	28.946	208.8	23.969	181.5	1:26.462
6	33.599	176.7	29.368	205.3	24.236	176.7	1:27.203	13	33.780	177.0	32.662	169.5	40.822		1:47.264 Pit
7	33.801	175.8	30.001	206.8	35.249		1:39.051 Pit								

10 MAGNUSSEN DEN Motopark															
1	58.275	133.4	38.020	171.4	29.559	161.6	2:05.854	9	34.056	176.4	28.888	208.8	33.069		1:36.013 Pit
2	39.990	139.5	31.257	200.0	26.604	180.6	1:37.851	10	8:43.125	96.0	42.465	152.3	27.743	172.2	9:53.333
3	33.743	176.7	28.917	207.2	24.086	181.2	1:26.746	11	36.642	173.3	49.212	171.7	26.559	181.8	1:52.413
4	33.578	177.0	29.093	208.8	24.130	181.8	1:26.801	12	33.500	175.8	28.507	209.3	23.673	180.9	1:25.680
5	33.739	176.7	28.849	208.4	24.061	181.8	1:26.649	13	33.492	176.4	28.612	208.8	23.655	181.8	1:25.759
6	33.715	177.6	28.886	210.9	24.487	182.1	1:27.088	14	33.627	176.4	28.981	206.1	23.982	181.8	1:26.590
7	42.080	123.9	37.130	167.4	24.517	182.4	1:43.727								
8	33.598	177.6	28.921	209.3	24.015	181.8	1:26.534								

12 EISENREICH GER Jedi-Racing Team															
1	1:02.733	129.8	39.529	139.1	31.564	160.9	2:13.826	5	37.945	174.7	30.778	202.6	24.658	180.9	1:33.381
2	38.892	169.5	31.648	204.1	24.897	179.1	1:35.437	6	34.029	177.0	29.275	205.7	24.067	180.3	1:27.371
3	35.482	157.4	29.742	207.6	25.206	178.5	1:30.430								
4	34.166	175.8	29.182	208.0	24.588	181.2	1:27.936								

14 BRINKMANN GER Brinkmann															
1	1:14.630	109.4	39.785	145.3	30.292	171.9	2:24.707	10	35.065	175.0	31.506	164.6	36.755		1:43.326 Pit
2	38.871	132.5	34.282	197.4	26.184	177.9	1:39.337	11	4:43.539	120.9	43.315	134.3	26.438	178.2	5:53.292
3	35.550	174.7	31.335	206.8	25.887	178.5	1:32.772	12	34.972	174.4	29.689	206.1	24.527	180.0	1:29.188
4	35.050	174.7	30.743	204.5	25.354	178.8	1:31.147	13	34.467	175.8	29.768	207.2	24.513	179.1	1:28.748
5	35.163	174.7	30.505	205.3	25.131	179.7	1:30.799	14	34.061	174.7	29.617	207.2	24.501	180.6	1:28.179
6	34.947	175.8	30.225	204.1	24.906	179.4	1:30.078	15	34.275	177.0	29.426	208.4	24.448	180.0	1:28.149
7	35.017	175.6	30.334	205.7	24.922	179.4	1:30.273	16	34.244	176.4	29.695	205.7	24.505	180.3	1:28.444
8	34.554	175.0	30.643	205.3	25.080	179.1	1:30.277	17	34.354	175.8	29.775	206.8	24.626	180.3	1:28.755
9	34.819	175.6	29.960	206.5	24.886	180.3	1:29.665								

16 AHO FIN Koiranen bros.															
1	2:14.982	122.4	38.401	133.1	27.952	161.4	3:21.335	8	36.221	172.5	29.480	194.2	24.302	182.7	1:30.003
2	36.659	160.7	32.901	190.8	25.139	181.8	1:34.699	9	33.720	176.1	28.714	208.8	23.835	183.0	1:26.269
3	34.011	176.4	29.013	207.2	24.127	182.4	1:27.151	10	33.770	177.0	28.764	208.8	23.877	182.7	1:26.411
4	33.803	175.6	28.978	208.0	24.024	183.0	1:26.805	11	33.837	176.1	29.062	208.0	24.042	181.2	1:26.941
5	33.773	177.3	28.992	208.0	24.109	182.1	1:26.874	12	33.802	175.8	29.085	208.0	43.960		1:46.847 Pit
6	35.305	175.8	31.773	184.3	37.597		1:44.675 Pit								
7	11:13.658	99.3	40.043	142.8	29.007	145.7	12:22.708								



Weather/Track: Sun / Dry

Circuit Length - 3.696 kilometres  
Motorsport Arena  
Oschersleben

# Formula Renault 2.0 Northern European Cup Qualifying - Sector Analysis Report

Lap S1 Time S1 Spd S2 Time S2 Spd S3 Time S3 Spd Lap Time Pit Lap S1 Time S1 Spd S2 Time S2 Spd S3 Time S3 Spd Lap Time Pit

## 17 HEIKKINEN

FIN

Koiranen bros.

1	2:07.210	136.1	36.523	167.4	30.520	173.6	3:14.253	8	9:54.269	131.8	36.707	146.5	27.431	179.4	10:58.407
2	37.601	173.6	38.527	122.3	30.524	181.5	1:46.652	9	37.453	131.0	39.846	137.4	28.921	181.8	1:46.220
3	33.918	177.3	29.264	208.0	29.393	181.8	1:32.575	10	33.802	176.7	28.958	208.4	24.210	182.7	1:26.970
4	33.877	177.6	29.367	206.8	24.489	182.4	1:27.733	11	33.568	177.0	28.910	208.8	24.104	182.7	1:26.582
5	34.869	175.8	29.800	207.6	24.715	181.2	1:29.384	12	33.574	176.7	29.135	207.2	29.066	182.1	1:31.775
6	33.752	177.6	29.255	206.8	24.282	181.8	1:27.289	13	33.520	177.0	29.075	208.0	24.175	181.8	1:26.770
7	35.254	173.9	30.463	206.8	35.248		1:40.965	Pit							

## 18 LAINE

FIN

Koiranen bros.

1	2:39.002	116.5	38.695	161.6	30.729	152.5	3:48.426	8	37.592	165.6	30.237	202.6	24.274	181.8	1:32.103
2	40.691	150.0	34.192	201.8	24.699	179.7	1:39.582	9	34.338	175.3	29.133	207.6	24.104	181.2	1:27.575
3	34.161	174.1	29.204	204.1	24.531	180.9	1:27.896	10	34.053	176.4	29.078	205.3	24.660	180.9	1:27.791
4	33.940	177.3	29.186	207.2	24.248	180.0	1:27.374	11	34.068	175.3	29.090	207.2	24.367	180.9	1:27.525
5	40.319	135.3	35.124	172.5	27.716	181.2	1:43.159	12	37.865	124.1	32.753	205.3	24.555	180.3	1:35.173
6	35.159	173.9	30.322	206.5	38.266		1:43.747	Pit							
7	10:31.478	133.6	35.926	158.1	27.879	151.4	11:35.283								

## 19 HARKEMA

NED

van Amersvoort

1	1:14.191	146.9	36.273	150.6	29.289	179.7	2:19.753	10	34.779	169.8	29.341	205.7	24.588	181.2	1:28.708
2	34.759	176.4	30.343	208.8	24.881	181.2	1:29.983	11	34.030	176.4	30.142	199.2	25.686	180.3	1:29.858
3	34.617	171.4	29.542	206.1	24.739	180.3	1:28.898	12	34.007	176.1	29.011	206.5	24.129	181.2	1:27.147
4	34.283	175.0	29.695	205.3	24.326	180.9	1:28.304	13	33.946	176.1	29.151	206.8	24.247	181.2	1:27.344
5	33.942	175.6	29.433	206.8	24.551	181.2	1:27.926	14	33.908	176.4	29.157	206.5	24.145	181.2	1:27.210
6	34.110	175.3	29.495	205.7	24.418	180.9	1:28.023	15	34.148	174.7	29.167	205.3	24.259	181.5	1:27.574
7	34.118	176.1	29.737	204.5	24.556	180.6	1:28.411	16	34.034	176.1	29.206	206.8	24.201	181.2	1:27.441
8	34.249	176.4	30.322	204.5	40.223		1:44.794	Pit							
9	6:18.888	108.4	40.224	153.6	28.347	179.7	7:27.459								

## 20 KORJUS

EST

TT Racing

1	3:43.243	139.8	35.547	177.3	27.874	161.6	4:46.664	8	35.942	166.1	30.118	205.3	25.281	181.5	1:31.341
2	38.976	129.6	31.509	150.8	28.672	180.9	1:39.157	9	33.740	175.8	29.049	207.2	24.076	181.8	1:26.865
3	33.863	175.6	29.156	206.1	24.175	181.2	1:27.194	10	33.536	175.8	28.912	207.6	23.904	181.8	1:26.352
4	33.693	175.3	29.230	206.1	24.219	180.9	1:27.142	11	38.265	147.3	34.526	87.2	33.561	181.5	1:46.352
5	34.889	153.8	33.973	200.7	24.581	181.8	1:33.443	12	33.750	175.8	29.112	207.2	43.437		1:46.299
6	33.940	176.1	29.608	204.5	39.021		1:42.569	Pit							
7	9:29.199	122.8	34.513	169.2	27.127	176.7	10:30.839								

## 21 LIIV

EST

TT Racing

1	2:34.109	116.6	35.714	164.8	26.310	178.2	3:36.133	10	41.305	115.2	44.027	154.5	25.453	180.3	1:50.785
2	35.197	175.0	29.720	205.7	24.612	180.3	1:29.529	11	34.368	176.1	29.550	208.8	24.392	181.5	1:28.310
3	34.483	175.3	29.388	207.6	24.714	177.9	1:28.585	12	34.504	177.0	29.336	208.4	24.160	180.6	1:28.000
4	34.384	175.3	29.381	206.8	24.639	180.6	1:28.404	13	35.445	173.3	29.320	208.4	24.447	179.4	1:29.212
5	34.139	176.7	29.599	206.5	24.963	180.9	1:28.701	14	34.219	177.3	29.167	208.4	24.236	181.2	1:27.622
6	34.426	175.8	29.451	206.8	24.452	180.9	1:28.329	15	34.318	176.4	29.402	208.0	24.300	182.1	1:28.020
7	34.408	175.8	30.304	207.2	24.610	180.3	1:29.322	16	34.385	176.7	29.758	206.8	24.700	179.7	1:28.843
8	40.988	127.0	35.060	172.2	43.427		1:59.475	Pit							
9	4:45.618	106.0	39.489	158.1	28.406	162.6	5:53.513								



Circuit Length - 3.696 kilometres

Motorsport Arena

Oschersleben

Weather/Track: Sun / Dry

Printed at 09:38, Saturday, 20 June, 2009

© MST Systems Ltd, 2005 (www.mstworld.com)

Page 3

# Formula Renault 2.0 Northern European Cup Qualifying - Sector Analysis Report

Lap S1 Time S1 Spd S2 Time S2 Spd S3 Time S3 Spd Lap Time Pit Lap S1 Time S1 Spd S2 Time S2 Spd S3 Time S3 Spd Lap Time Pit

25 SISKI				USA				KEO Racing							
1	1:10.489	114.7	40.719	133.3	30.440	172.8	2:21.648	10	35.695	171.7	31.748	201.4	26.185	175.0	1:33.628
2	38.780	160.7	34.622	167.1	27.178	175.8	1:40.580	11	35.340	174.7	31.533	200.3	25.755	178.2	1:32.628
3	36.546	170.0	31.971	202.6	27.042	177.6	1:35.559	12	35.298	173.3	31.072	204.1	25.784	175.0	1:32.154
4	35.814	170.8	31.767	202.2	26.009	177.0	1:33.590	13	35.210	173.0	31.259	203.0	25.553	171.1	1:32.022
5	35.603	171.1	31.575	202.6	26.332	175.6	1:33.510	14	35.746	172.8	31.187	203.0	25.563	173.9	1:32.496
6	35.507	171.9	31.659	201.8	25.849	175.0	1:33.015	15	34.933	172.8	31.134	177.3	25.603	175.6	1:31.670
7	35.753	170.8	31.709	202.6	26.247	180.0	1:33.709	16	34.848	173.9	31.188	203.3	25.224	174.1	1:31.260
8	35.522	171.4	42.462	143.0	48.417		2:06.401 Pit	17	34.886	173.9	31.628	187.5	50.980		1:57.494 Pit
9	3:06.933	160.4	33.560	192.1	26.608	175.0	4:07.101								

27 NEVELING				RSA				SL Formula							
1	1:08.726	108.5	39.774	157.2	29.197	140.6	2:17.697	11	44.389	168.4	29.629	205.7	24.301	180.0	1:38.319
2	41.556	130.5	35.164	171.4	26.132	178.5	1:42.852	12	33.824	175.8	30.757	206.8	24.242	180.0	1:28.823
3	34.139	175.3	29.817	205.7	25.968	179.4	1:29.924	13	33.973	177.0	29.246	207.6	24.443	179.7	1:27.662
4	34.095	175.3	29.506	205.3	24.440	178.8	1:28.041	14	33.970	176.7	29.233	207.6	24.198	179.7	1:27.401
5	33.975	174.7	29.358	204.5	24.288	179.1	1:27.621	15	33.941	175.8	29.102	207.6	24.177	181.5	1:27.220
6	34.195	174.4	29.356	204.5	24.268	178.8	1:27.819	16	33.933	176.7	29.336	206.5	24.152	179.4	1:27.421
7	34.112	175.8	29.627	204.1	24.464	179.1	1:28.203	17	34.076	176.1	29.721	208.0	24.391	181.5	1:28.188
8	34.008	175.3	30.210	206.1	29.237	178.2	1:33.455	18	34.073	177.3	29.205	207.2	24.203	180.3	1:27.481
9	34.006	176.1	29.515	205.3	35.849		1:39.370 Pit								
10	3:22.444	132.0	35.337	160.4	26.126	178.8	4:23.907								

30 MELKER				NED				MP Motorsport							
1	20:59.448	92.8	41.031	201.8	24.719	182.4	22:05.198	5	33.502	178.5	28.806	212.1	24.036	184.9	1:26.344
2	33.912	178.5	29.196	209.3	24.246	183.6	1:27.354	6	34.703	142.6	30.154	209.7	23.926	184.6	1:28.783
3	33.695	176.1	29.078	210.1	24.183	182.4	1:26.956	7	33.394	179.4	29.057	210.9	24.598	183.6	1:27.049
4	33.735	177.9	29.080	210.5	25.492	183.3	1:28.307								

31 DE JONG				NED				MP Motorsport							
1	6:05.452	95.8	35.011	203.3	25.164	180.3	7:05.627	8	34.144	176.7	29.397	208.4	24.339	182.4	1:27.880
2	34.578	176.1	32.554	205.3	24.733	179.7	1:31.865	9	33.769	177.9	29.253	209.7	24.308	180.0	1:27.330
3	34.108	177.3	29.558	210.1	24.324	179.7	1:27.990	10	33.926	170.3	29.022	210.5	24.203	182.4	1:27.151
4	34.206	173.0	29.776	210.1	24.516	179.1	1:28.498	11	34.095	177.3	29.189	210.5	24.100		1:27.384
5	33.676	176.7	29.778	206.8	24.293	179.1	1:27.747	12	33.851	178.2	29.287	208.8	24.012	183.0	1:27.150
6	33.864	177.0	29.321	208.8	34.908		1:38.093 Pit	13	33.694	176.7	29.490	209.3	24.164	180.9	1:27.348
7	6:22.132	102.2	42.826	190.8	24.878	180.6	7:29.836								

32 KOUT				CZE				Krenek							
1	1:00.263	130.4	40.466	143.0	31.005	169.0	2:11.734	10	35.275	167.9	30.871	199.2	24.248	183.6	1:30.394
2	38.071	165.6	31.378	204.1	26.430	177.0	1:35.879	11	33.774	177.0	29.050	209.7	23.805	183.0	1:26.629
3	34.313	176.4	29.389	209.7	24.222	182.1	1:27.924	12	33.673	177.6	28.872	210.5	24.350	180.9	1:26.895
4	34.024	176.1	29.202	208.8	24.366	182.7	1:27.592	13	33.907	176.7	29.009	210.1	24.011	183.6	1:26.927
5	33.691	177.0	29.082	209.7	24.225	184.3	1:26.998	14	33.828	177.9	29.009	211.3	23.980	182.1	1:26.817
6	35.144	177.3	29.185	209.3	24.173	181.8	1:28.502	15	33.782	177.3	29.170	210.1	23.924	183.0	1:26.876
7	34.021	177.3	29.131	211.3	24.411	182.4	1:27.563	16	33.908	176.1	29.188	210.1	24.178	182.1	1:27.274
8	34.381	177.6	31.107	172.8	42.668		1:48.156 Pit								
9	5:58.361	138.8	33.465	190.1	25.759	177.9	6:57.585								



Circuit Length - 3.696 kilometres  
Motorsport Arena  
Oschersleben

Weather/Track: Sun / Dry

# Formula Renault 2.0 Northern European Cup Qualifying - Sector Analysis Report

Lap S1 Time S1 Spd S2 Time S2 Spd S3 Time S3 Spd Lap Time Pit Lap S1 Time S1 Spd S2 Time S2 Spd S3 Time S3 Spd Lap Time Pit

## 34 SA SILVA

ANG

Krenek

1	1:06.445	143.6	38.270	130.7	31.211	175.6	2:15.926	10	4:11.640	99.7	38.807	163.6	29.611	177.0	5:20.058
2	37.032	170.6	31.752	207.6	27.254	180.0	1:36.038	11	35.069	175.8	30.501	204.9	24.513	183.0	1:30.083
3	35.061	175.6	30.458	207.2	25.459	179.7	1:30.978	12	34.298	175.3	30.333	207.6	24.543	181.8	1:29.174
4	34.508	175.3	30.255	207.2	25.021	180.0	1:29.784	13	34.271	175.8	29.655	206.8	24.545	180.3	1:28.471
5	34.423	176.1	30.099	206.5	24.762	181.2	1:29.284	14	34.346	176.7	30.596	206.8	24.252	181.5	1:29.194
6	34.198	176.7	30.068	207.2	24.829	180.3	1:29.095	15	34.149	174.7	29.621	208.0	24.468	181.5	1:28.238
7	34.529	175.6	30.674	205.3	24.831	180.9	1:30.034	16	34.181	176.1	29.803	207.2	24.520	180.9	1:28.504
8	34.443	176.1	30.452	206.5	24.701	180.9	1:29.596	17	34.137	174.7	30.982	203.0	25.019	173.9	1:30.138
9	34.813	175.3	30.742	206.8	36.970		1:42.525 Pit								

## 36 TINCKNELL

GBR

CRS Racing

1	1:13.806	149.1	36.085	161.4	28.770	151.8	2:18.661	10	35.279	167.9	31.136	203.0	25.722	178.8	1:32.137
2	39.081	165.6	31.267	179.7	28.738	176.7	1:39.086	11	34.248	174.7	29.313	206.8	24.533	179.4	1:28.094
3	35.309	174.4	30.453	204.5	28.843	180.6	1:34.605	12	34.192	174.4	29.359	206.5	24.302	178.8	1:27.853
4	33.860	174.4	29.531	205.7	24.491	180.3	1:27.882	13	34.145	173.3	29.264	205.7	24.195	179.1	1:27.604
5	34.126	175.0	29.382	205.7	24.405	178.2	1:27.913	14	34.018	174.4	29.283	206.8	24.234	180.0	1:27.535
6	34.031	175.8	29.496	204.1	24.411	177.9	1:27.938	15	35.179	170.0	31.662	147.3	25.806	181.2	1:32.647
7	34.220	174.7	29.616	205.7	24.295	179.4	1:28.131	16	33.959	174.4	29.443	206.1	24.364	180.0	1:27.766
8	34.251	175.6	29.983	204.9	35.696		1:39.930 Pit								
9	6:36.009	165.3	33.087	144.0	26.332	173.3	7:35.428								

## 48 GIEMAZIAK

POL

Motorpark

1	5:17.709	145.7	35.066	153.6	26.962	175.8	6:19.737	8	33.806	175.6	28.886	208.8	28.438	182.1	1:31.130
2	34.384	173.9	29.543	203.3	24.213	182.4	1:28.140	9	33.541	177.0	28.823	208.8	23.848	182.1	1:26.212
3	33.690	175.0	29.329	205.3	24.051	182.4	1:27.070	10	33.576	175.8	28.778	208.8	23.925	180.3	1:26.279
4	33.548	176.7	29.047	206.8	23.963	181.2	1:26.558	11	33.636	176.1	28.891	209.3	24.022	182.4	1:26.549
5	33.520	176.4	33.971	191.1	25.243	182.4	1:32.734	12	33.563	176.7	28.971	208.4	24.299	182.7	1:26.833
6	33.512	176.4	30.129	206.5	41.171		1:44.812 Pit	13	33.562	176.4	28.885	208.4	24.012	181.8	1:26.459
7	7:34.050	140.0	35.143	133.1	28.850	178.2	8:38.043								



Circuit Length - 3.696 kilometres  
Motorsport Arena  
Oschersleben

Weather/Track: Sun / Dry

Printed at 09:38, Saturday, 20 June, 2009

© MST Systems Ltd, 2005 (www.mstworld.com)

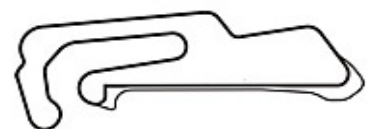
Page 5

## Formula Renault 2.0 Northern European Cup Qualifying - Best Sector Speeds Report

SECTOR 1				SECTOR 2				SECTOR 3				
POS	NO	NAME	SPEED	LAP	NO	NAME	SPEED	LAP	NO	NAME	SPEED	LAP
1	30	MELKER	179.4	7	30	MELKER	212.1	5	30	MELKER	184.9	5
2	3	DERANI	178.2	5	32	KOUT	211.3	7	32	KOUT	184.3	5
3	31	DE JONG	178.2	12	10	MAGNUSSEN	210.9	6	16	AHO	183.0	4
4	32	KOUT	177.9	14	31	DE JONG	210.5	10	31	DE JONG	183.0	12
5	10	MAGNUSSEN	177.6	6	9	QUAIFE-HOB	210.1	11	34	SA SILVA	183.0	11
6	17	HEIKKINEN	177.6	4	48	GIERMAZIAK	209.3	11	17	HEIKKINEN	182.7	10
7	16	AHO	177.3	5	3	DERANI	208.8	12	48	GIERMAZIAK	182.7	12
8	18	LAINE	177.3	4	4	HYLKEMA	208.8	3	3	DERANI	182.4	6
9	21	LIIV	177.3	14	6	DA COSTA	208.8	9	10	MAGNUSSEN	182.4	7
10	27	NEVELING	177.3	18	16	AHO	208.8	9	21	LIIV	182.1	15
11	4	HYLKEMA	177.0	3	17	HEIKKINEN	208.8	11	18	LAINE	181.8	8
12	9	QUAIFE-HOB	177.0	13	19	HARKEMA	208.8	2	20	KORJUS	181.8	5
13	12	EISENREICH	177.0	6	21	LIIV	208.8	11	4	HYLKEMA	181.5	15
14	14	BRINKMANN	177.0	15	14	BRINKMANN	208.4	15	5	ERIKSSON	181.5	14
15	48	GIERMAZIAK	177.0	9	5	ERIKSSON	208.0	12	6	DA COSTA	181.5	6
16	5	ERIKSSON	176.7	7	12	EISENREICH	208.0	4	9	QUAIFE-HOB	181.5	4
17	6	DA COSTA	176.7	6	27	NEVELING	208.0	17	19	HARKEMA	181.5	15
18	34	SA SILVA	176.7	6	34	SA SILVA	208.0	15	27	NEVELING	181.5	15
19	19	HARKEMA	176.4	2	18	LAINE	207.6	9	12	EISENREICH	181.2	4
20	20	KORJUS	176.1	6	20	KORJUS	207.6	10	36	TINCKNELL	181.2	15
21	36	TINCKNELL	175.8	6	36	TINCKNELL	206.8	11	14	BRINKMANN	180.6	14
22	25	SISKA	174.7	11	25	SISKA	204.1	12	25	SISKA	180.0	7



Car 7 No Working Transponder  
Weather/Track: Sun / Dry



Circuit Length - 3.696 kilometres  
Motorsport Arena  
Oschersleben

## Formula Renault 2.0 Northern European Cup Qualifying - Best Sector Times Report

POS	SECTOR 1			SECTOR 2			SECTOR 3			NO	NAME	IDEAL/BEST LAP COMPARISON			DIFF
	NO	TIME	LAP	NO	TIME	LAP	NO	TIME	LAP			IDEAL	BEST	LAP	
1	6	33.393	11	6	28.388	10	10	23.655	13	6	DA COSTA	1:25.458	1:25.576	10	+ 0.118
2	30	33.394	7	10	28.507	12	6	23.677	10	10	MAGNUSSE	1:25.654	1:25.680	12	+ 0.026
3	10	33.492	13	9	28.543	11	9	23.726	10	9	QUAIFE-HO	1:25.816	1:25.889	11	+ 0.073
4	48	33.512	6	16	28.714	9	32	23.805	11	30	MELKER	1:26.126	1:26.344	5	+ 0.218
5	17	33.520	13	48	28.778	10	5	23.808	12	48	GIERMAZIA	1:26.138	1:26.212	9	+ 0.074
6	3	33.523	11	30	28.806	5	16	23.835	9	16	AHO	1:26.269	1:26.269	9	+ 0.000
7	20	33.536	10	7	28.819	9	48	23.848	9	7	SORENSEN	1:26.314	1:26.472	10	+ 0.158
8	9	33.547	12	5	28.834	12	7	23.890	10	32	KOUT	1:26.350	1:26.629	11	+ 0.279
9	4	33.554	12	32	28.872	12	20	23.904	10	20	KORJUS	1:26.352	1:26.352	10	+ 0.000
10	7	33.605	10	17	28.910	11	30	23.926	6	5	ERIKSSON	1:26.408	1:26.408	12	+ 0.000
11	32	33.673	12	20	28.912	10	4	23.961	13	4	HYLKEMA	1:26.482	1:26.750	13	+ 0.268
12	31	33.676	5	3	28.945	11	31	24.012	12	3	DERANI	1:26.495	1:26.740	11	+ 0.245
13	16	33.720	9	4	28.967	13	3	24.027	10	17	HEIKKINEN	1:26.534	1:26.582	11	+ 0.048
14	5	33.766	12	19	29.011	12	12	24.067	6	31	DE JONG	1:26.710	1:27.150	12	+ 0.440
15	27	33.824	12	31	29.022	10	17	24.104	11	19	HARKEMA	1:27.048	1:27.147	12	+ 0.099
16	36	33.860	4	18	29.078	10	18	24.104	9	27	NEVELING	1:27.078	1:27.220	15	+ 0.142
17	19	33.908	14	27	29.102	15	19	24.129	12	18	LAINE	1:27.122	1:27.374	4	+ 0.252
18	18	33.940	4	21	29.167	14	27	24.152	16	12	EISENREICH	1:27.278	1:27.371	6	+ 0.093
19	12	34.029	6	12	29.182	4	21	24.160	12	36	TINCKNELL	1:27.319	1:27.535	14	+ 0.216
20	14	34.061	14	36	29.264	13	36	24.195	13	21	LIIV	1:27.466	1:27.622	14	+ 0.156
21	34	34.137	17	14	29.426	15	34	24.252	14	14	BRINKMAN	1:27.935	1:28.149	15	+ 0.214
22	21	34.139	5	34	29.621	15	14	24.448	15	34	SA SILVA	1:28.010	1:28.238	15	+ 0.228
23	25	34.848	16	25	31.072	12	25	25.224	16	25	SISKA	1:31.144	1:31.260	16	+ 0.116

'Perfect Lap' - 1:25.436



Weather/Track: Sun / Dry

Circuit Length - 3.696 kilometres  
Motorsport Arena  
Oschersleben

# Formula Renault 2.0 Northern European Cup

## GRID FOR RACE

ROW 12	25	SISKA	34	SA SILVA
ROW 11	14	BRINKMANN	21	LIIV
ROW 10	36	TINCKNELL	18	LAINÉ
ROW 9	12	EISENREICH	27	NEVELING
ROW 8	31	DE JONG	19	HARKEMA
ROW 7	4	HYLKEMA	3	DERANI
ROW 6	32	KOUT	17	HEIKKINEN
ROW 5	7	SORENSEN	5	ERIKSSON
ROW 4	20	KORJUS	30	MELKER
ROW 3	16	AHO	48	GIERMAZIAK
ROW 2	9	QUAIFE-HOBBS	10	MAGNUSSEN
ROW 1	6	DA COSTA		
		<b>POLE</b>		



Weather/Track: Sun /Dry

Oschersleben  
Circuit Length = 3.6960 km.  
Start: 9:00 End: 9:30

Race Director:	Steward:	Timekeeper:
----------------	----------	-------------